



## **KONERU LAKSHMAIAH EDUCATION FOUNDATION**

(Deemed to be University Estd. U/S 3 of the UGC Act 1956)

Vaddeswaram, Guntur, Andhra Pradesh, India – 522 302

### **STAKEHOLDERS FEEDBACK ANALYSIS REPORT 2023-24**



# Koneru Lakshmaiah Education Foundation

(Category -1, Deemed to be University estd. u/s. 3 of the UGC Act, 1956)

Accredited by **NAAC** as '**A++**' ♦ Approved by **AICTE** ♦ **ISO 21001:2018 Certified**

**Campus:** Green Fields, Vaddeswaram - 522 302, Guntur District, Andhra Pradesh, INDIA.

Phone No. +91 8645 - 350 200; [www.klef.ac.in](http://www.klef.ac.in); [www.klef.edu.in](http://www.klef.edu.in); [www.kluniversity.in](http://www.kluniversity.in)

**Admin Off:** 29-36-38, Museum Road, Governorpet, Vijayawada - 520 002. Ph: +91 - 866 - 3500122, 2576129

## Department of Computer Science and Applications

### Feedback Analysis Report

**A.Y. 2023-24**

#### Table of Contents

S.No	Name of the Stakeholder Analysis	Page No.
1	Student Feedback Analysis	<u>3</u>
2	Faculty Feedback Analysis	<u>17</u>
3	Parent Feedback Analysis	<u>25</u>
4	Academic Peers Feedback Analysis	<u>32</u>
5	Alumni Feedback Analysis	<u>46</u>
6	Industry / Employer Feedback Analysis	<u>55</u>

**Department of COMPUTER SCIENCE AND APPLICATIONS**  
**Koneru Lakshmaiah Education Foundation**  
**(K L Deemed to be University)**

**Student Feedback on Curriculum Analysis Report**  
**Academic Year: 2023-2024**  
**Semester - EVEN**

**PART - A**

Q.No.	Excellent	Very Good	Good	Fair	Poor	Total
1	110	10	10	0	0	130
2	110	12	8	0	0	130
3	100	20	10	0	0	130
4	100	30	0	0	0	130
5	110	5	5	0	0	120
6	110	10	10	0	0	130
7	99	20	11	0	0	130
8	88	22	20	0	0	130
9	100	15	15	0	0	130
10	110	15	5	0	0	130
11	109	1	20	0	0	130
12	98	12	20	0	0	130
13	100	20	10	0	0	130
14	87	23	20	0	0	130
15	88	12	25	5	0	130
16	98	15	17	0	0	130
17	109	1	15	5	0	130
18	110	10	8	2	0	130
19	90	15	15	10	0	130
20	109	1	20	0	0	130
AVERAGE	101.75	13.45	13.2	1.1	0	130

**Feedback Average Out of 5 Scale**

**4.65**

## PART - B

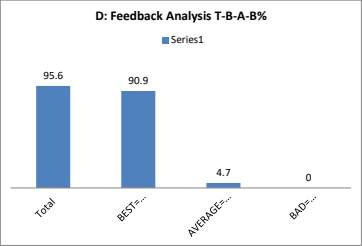
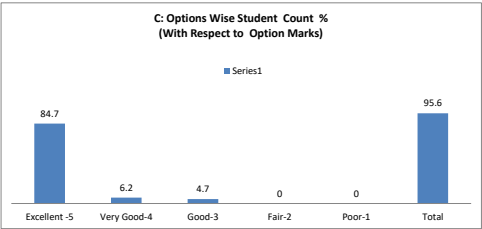
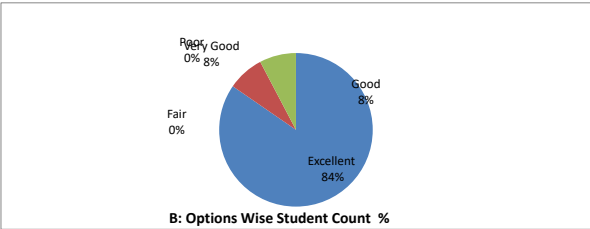
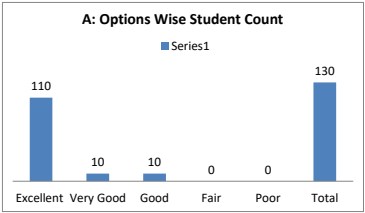
### Questions and Options

Each Question Feedback Average out of 5 Scale						
Q.NO.1	How do you rate the sequence of the Courses that you have studied are in sequence to what you have studied in the previous semester?					4.77
OPTIONS	Excellent	Very Good	Good	Average	Poor	
Q.NO.2	How do you rate the syllabus of the courses that you have studied in relation to the competencies expected out of the course?					4.79
OPTIONS	Excellent	Very Good	Good	Average	Poor	
Q.NO.3	How do you rate the relevance of the units in Syllabus relevant to the course?					4.7
OPTIONS	Excellent	Very Good	Good	Average	Poor	
Q.NO.4	How do you rate the sequence of the units in the course?					4.77
OPTIONS	Excellent	Very Good	Good	Average	Poor	
Q.NO.5	How do you rate the allocation of the credits to the courses?					4.88
OPTIONS	Excellent	Very Good	Good	Average	Poor	
Q.NO.6	How do you rate the distribution of the contact hours among the course components (L-T-P)?					4.77
OPTIONS	Excellent	Very Good	Good	Average	Poor	
Q.NO.7	How do you rate the offering of the electives in terms of their relevance to the specialization streams?					4.68
OPTIONS	Excellent	Very Good	Good	Average	Poor	
Q.NO.8	How do you rate the electives offered in relation to the Technological advancements?					4.53
OPTIONS	Excellent	Very Good	Good	Average	Poor	
Q.No.9	How do you rate the relevance of the Text Books and reference books by their International recognition to the Courses?					4.66
OPTIONS	Excellent	Very Good	Good	Average	Poor	
Q.NO.10	Rate the Size of syllabus in terms of the load on the student					4.81
OPTIONS	Excellent	Very Good	Good	Average	Poor	
Q.NO.11	Rate the courses in terms of extra learning or self learning considering the design of the courses					4.69
OPTIONS	Excellent	Very Good	Good	Average	Poor	
Q.NO.12	Rate the courses in terms of sequence of offering considering whether the preceding courses have been covered.					4.6
OPTIONS	Excellent	Very Good	Good	Average	Poor	
Q.NO.13	How do you Rate the loading of the courses in a semester?					4.7
OPTIONS	Excellent	Very Good	Good	Average	Poor	
Q.NO.14	How do you rate the evaluation scheme designed for each of the course?					4.52
OPTIONS	Excellent	Very Good	Good	Average	Poor	
Q.NO.15	How do you rate the objectives stated for each of the course?					4.41
OPTIONS	Excellent	Very Good	Good	Average	Poor	
Q.NO.16	How do you rate competencies expected out of the course?					4.63
OPTIONS	Excellent	Very Good	Good	Average	Poor	
Q.NO.17	elective, project etc.?					4.65
OPTIONS	Excellent	Very Good	Good	Average	Poor	
Q.NO.18	How do you rate the percentage of courses having LAB components?					4.76
OPTIONS	Excellent	Very Good	Good	Average	Poor	
Q.NO.19	How do you rate the domain used for designing the experiments for the LAB components?					4.43
OPTIONS	Excellent	Very Good	Good	Average	Poor	
Q.NO.20	How do you rate the experiments in relation to the real life Applications?					4.69
OPTIONS	Excellent	Very Good	Good	Average	Poor	

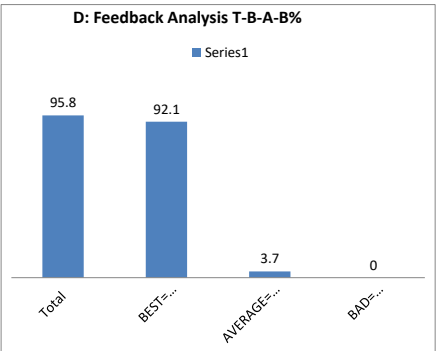
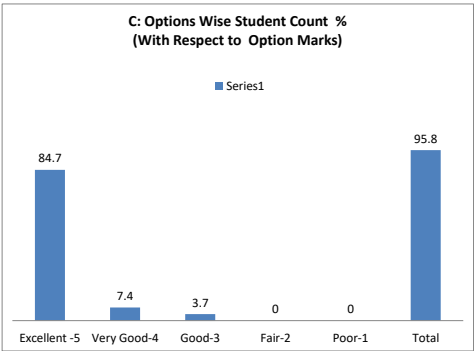
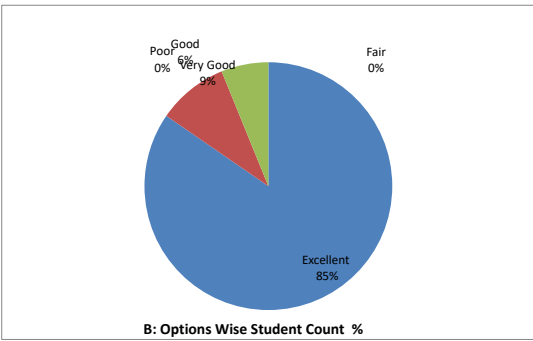
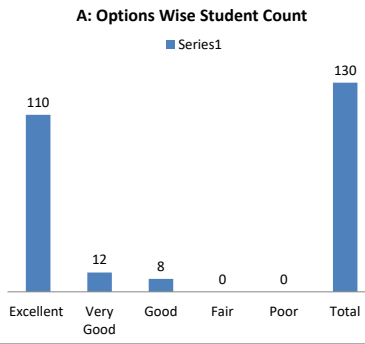
PART - C

Question Wise Analysis

Q.NO.1	How do you rate the sequence of the Courses that you have studied are in sequence to what you have studied in the previous semester?					
OPTIONS	A	B	C	D	E	Students
	Excellent	Very Good	Good	Average	Poor	
RESULT	110	10	10	0	0	130
	Excellent	Very Good	Good	Fair	Poor	Total

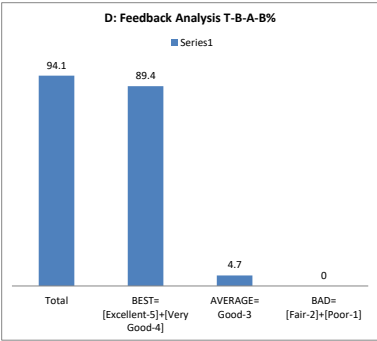
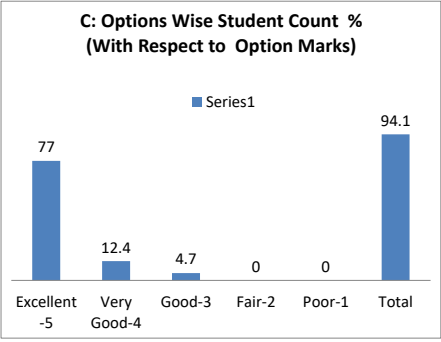
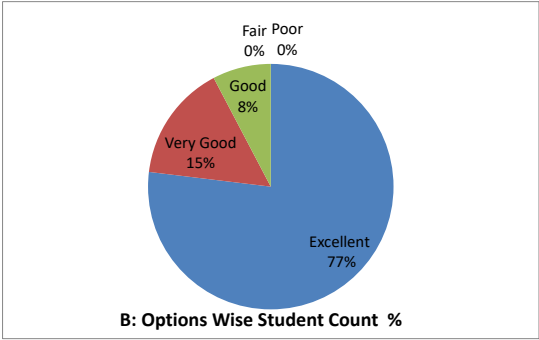
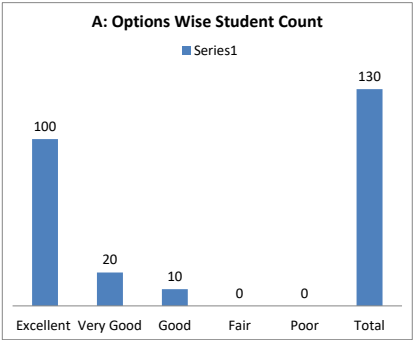


Q.NO.2	How do you rate the syllabus of the courses that you have studied in relation to the competencies expected out of the course?					
OPTIONS	A	B	C	D	E	Students
	Excellent	Very Good	Good	Average	Poor	
RESULT	110	12	8	0	0	130
	Excellent	Very Good	Good	Fair	Poor	Total

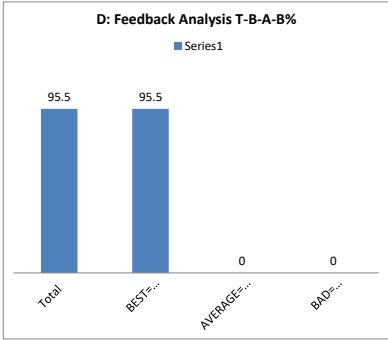
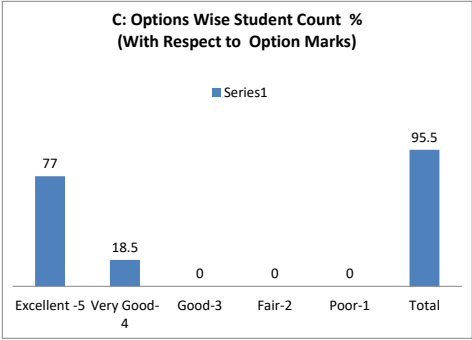
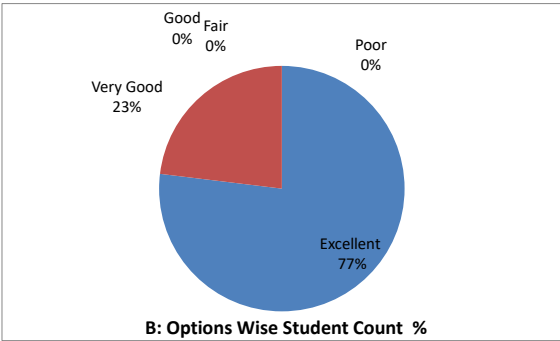
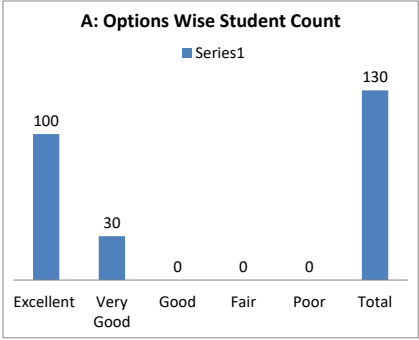




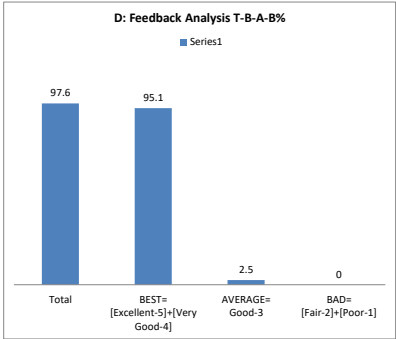
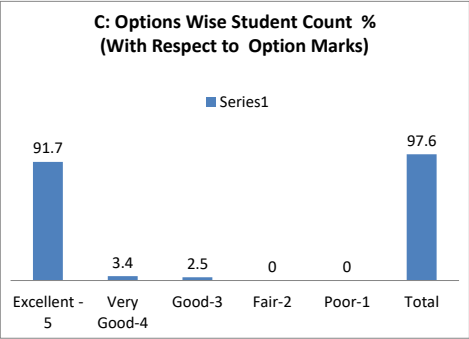
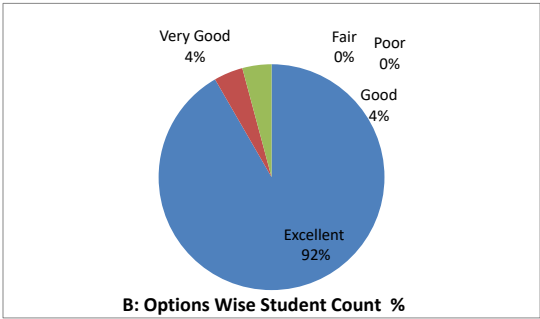
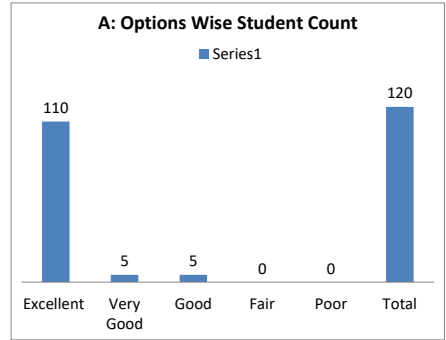
Q.NO.3	How do you rate the relevance of the units in Syllabus relevant to the course?					
OPTIONS	A	B	C	D	E	Students
	Excellent	Very Good	Good	Average	Poor	
RESULT	100	20	10	0	0	130
	Excellent	Very Good	Good	Fair	Poor	Total



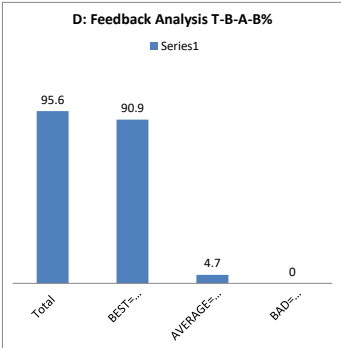
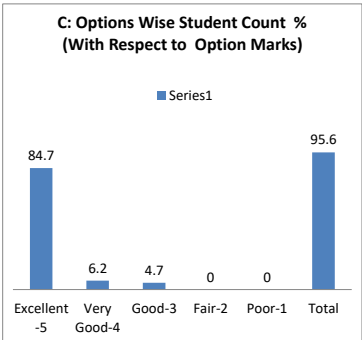
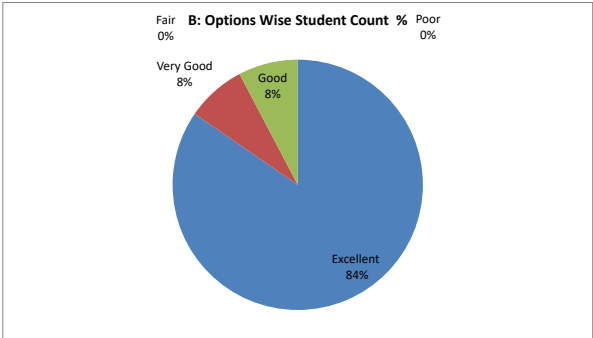
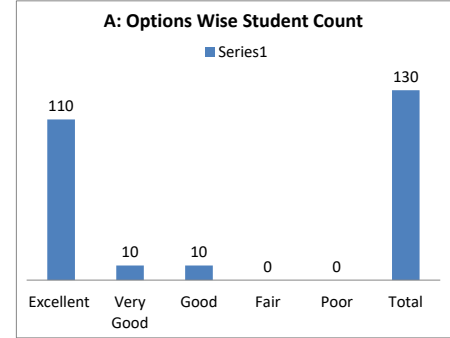
Q.NO.4	How do you rate the sequence of the units in the course?					
OPTIONS	A	B	C	D	E	Students
	Excellent	Very Good	Good	Average	Poor	
RESULT	100	30	0	0	0	130
	Excellent	Very Good	Good	Fair	Poor	Total



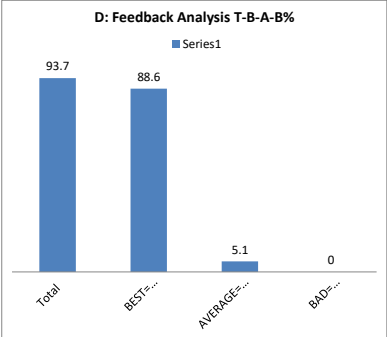
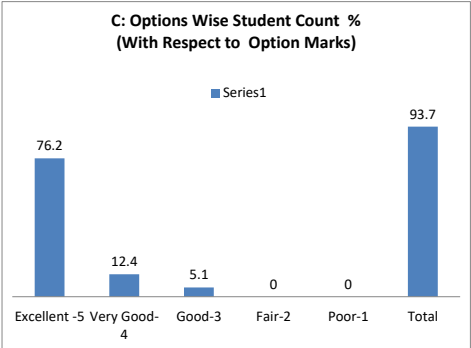
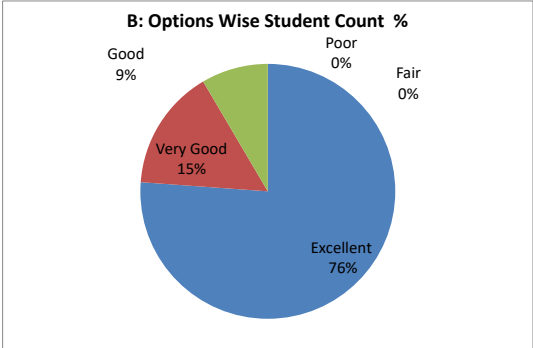
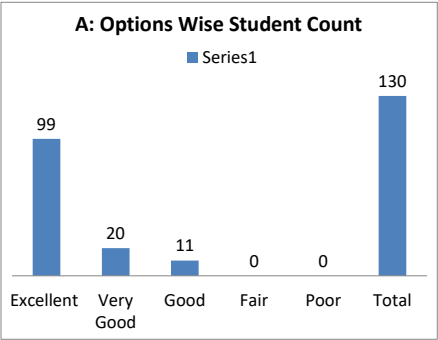
Q.NO.5	How do you rate the allocation of the credits to the courses?					
OPTIONS	A	B	C	D	E	Students
	Excellent	Very Good	Good	Average	Poor	
RESULT	110	5	5	0	0	120
	Excellent	Very Good	Good	Fair	Poor	Total



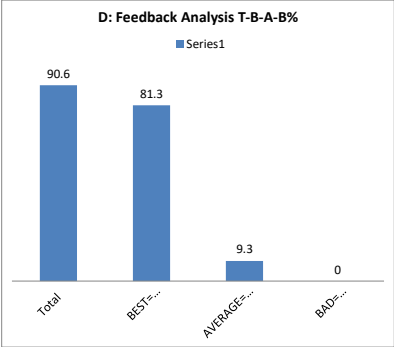
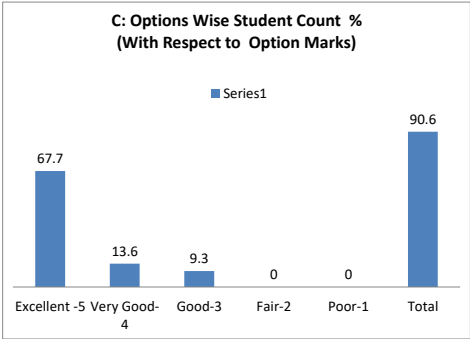
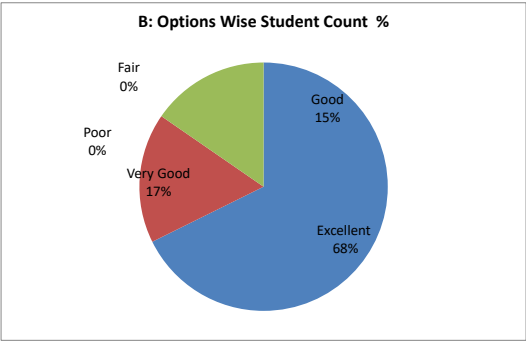
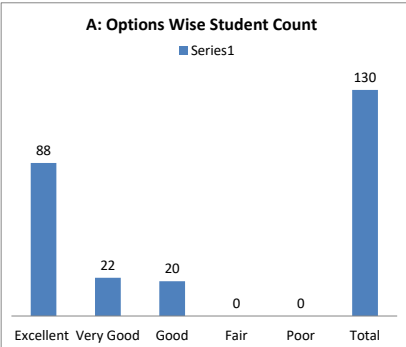
Q.NO.6	How do you rate the distribution of the contact hours among the course components (L-T-P)?					
OPTIONS	A	B	C	D	E	Students
	Excellent	Very Good	Good	Average	Poor	
RESULT	110	10	10	0	0	130
	Excellent	Very Good	Good	Fair	Poor	Total



Q.NO.7	How do you rate the offering of the electives in terms of their relevance to the specialization streams?					
OPTIONS	A	B	C	D	E	Students
	Excellent	Very Good	Good	Average	Poor	
RESULT	99	20	11	0	0	130
	Excellent	Very Good	Good	Fair	Poor	Total

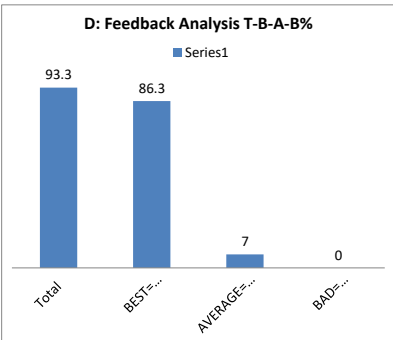
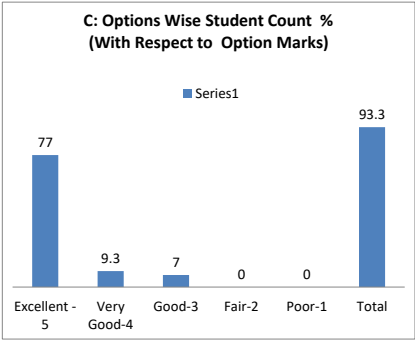
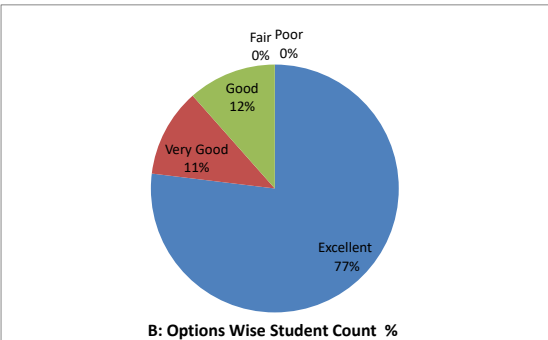
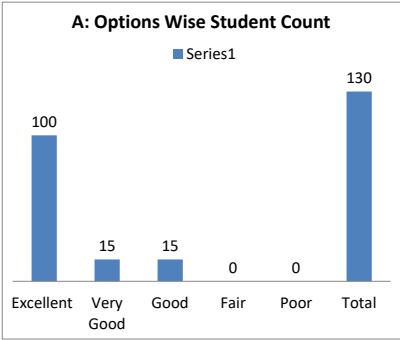


Q.NO.8	How do you rate the electives offered in relation to the Technological advancements?					
OPTIONS	A	B	C	D	E	Students
	Excellent	Very Good	Good	Average	Poor	
RESULT	88	22	20	0	0	130
	Excellent	Very Good	Good	Fair	Poor	Total

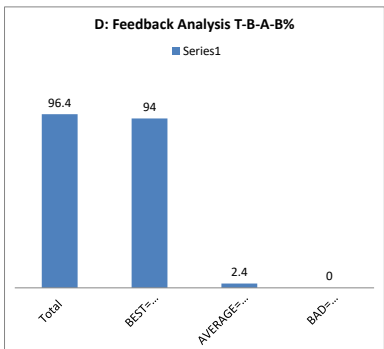
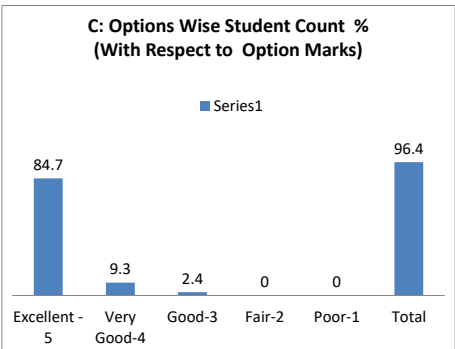
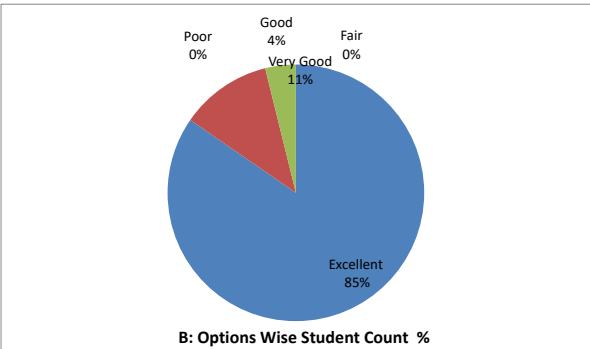
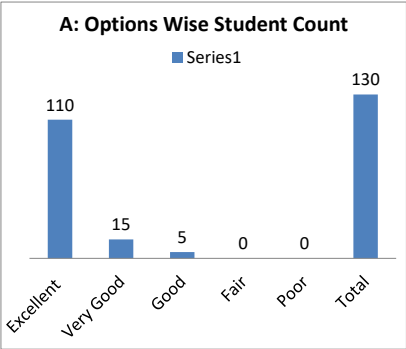




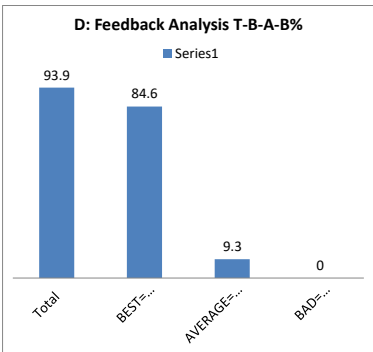
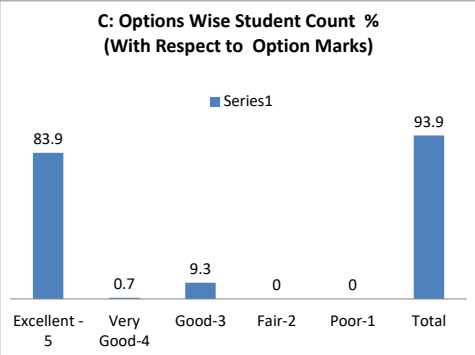
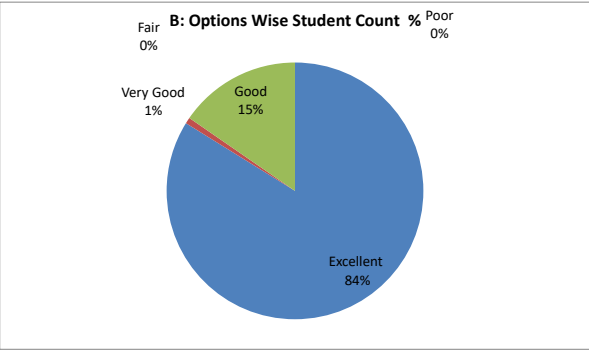
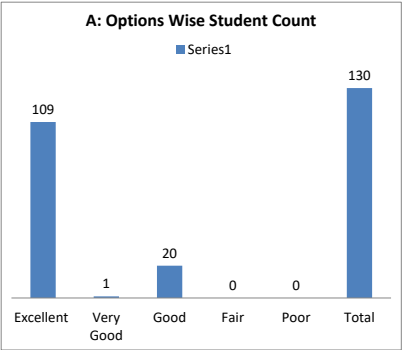
Q.No.9	How do you rate the relevance of the Text Books and reference books by their International recognition to the Courses?					
OPTIONS	A	B	C	D	E	Students
	Excellent	Very Good	Good	Average	Poor	
RESULT	100	15	15	0	0	130
	Excellent	Very Good	Good	Fair	Poor	Total



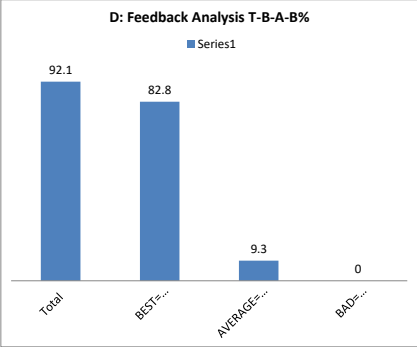
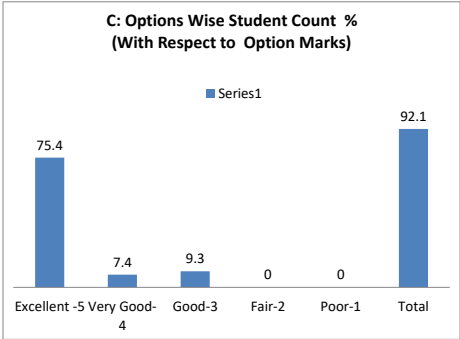
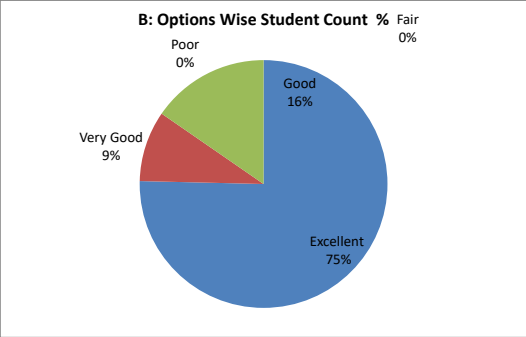
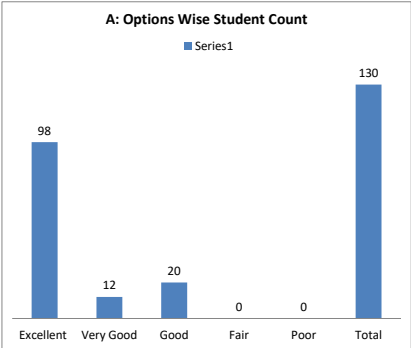
Q.NO.10	Rate the Size of syllabus in terms of the load on the student					
OPTIONS	A	B	C	D	E	Students
	Excellent	Very Good	Good	Average	Poor	
RESULT	110	15	5	0	0	130
	Excellent	Very Good	Good	Fair	Poor	Total



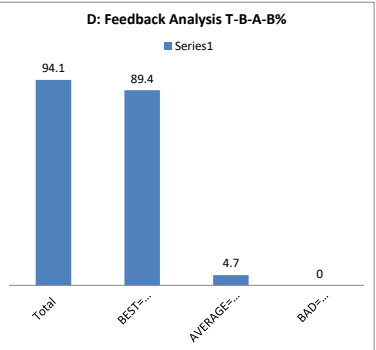
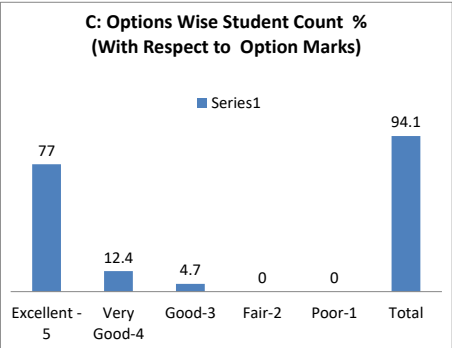
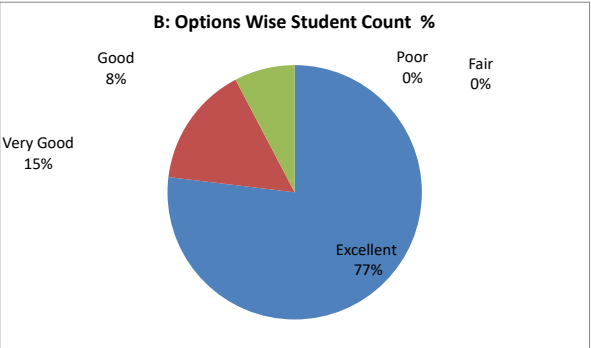
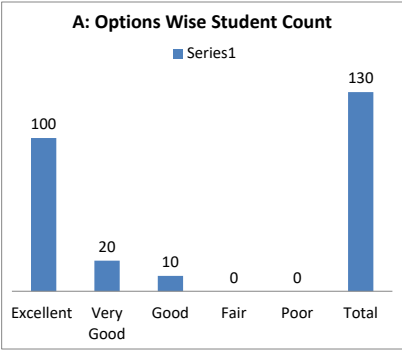
Q.NO.11	Rate the courses in terms of extra learning or self learning considering the design of the courses					
OPTIONS	A	B	C	D	E	Students
	Excellent	Very Good	Good	Average	Poor	
RESULT	109	1	20	0	0	130
	Excellent	Very Good	Good	Fair	Poor	Total



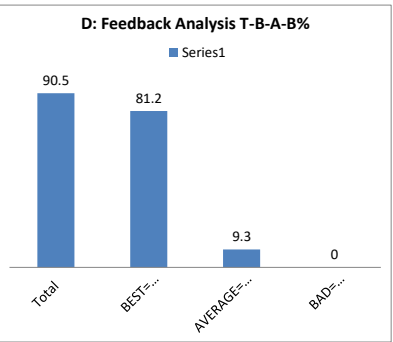
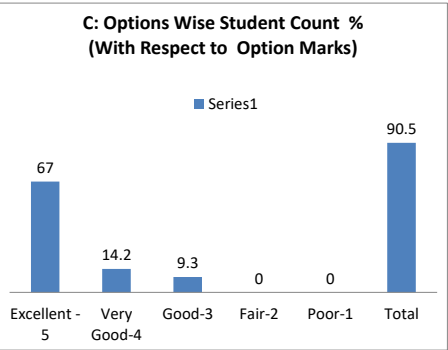
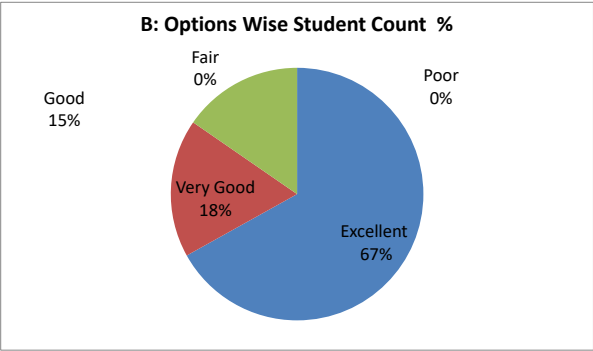
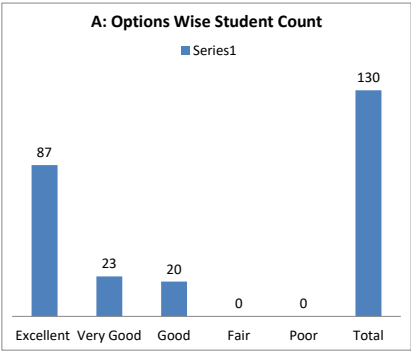
Q.NO.12	Rate the courses in terms of sequence of offering considering whether the preceding courses have been covered.					
OPTIONS	A	B	C	D	E	Students
	Excellent	Very Good	Good	Average	Poor	
RESULT	98	12	20	0	0	130
	Excellent	Very Good	Good	Fair	Poor	Total



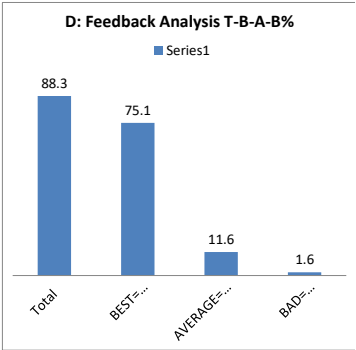
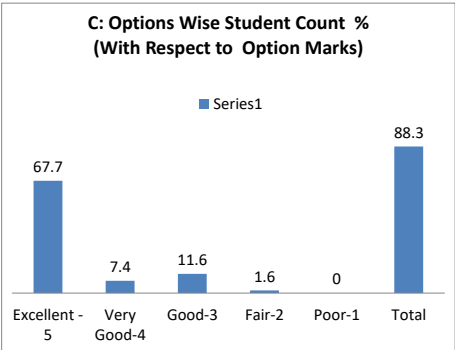
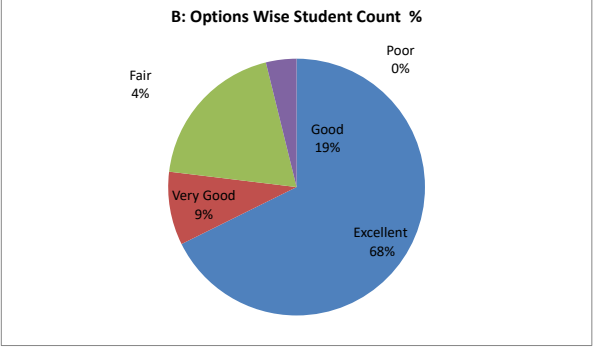
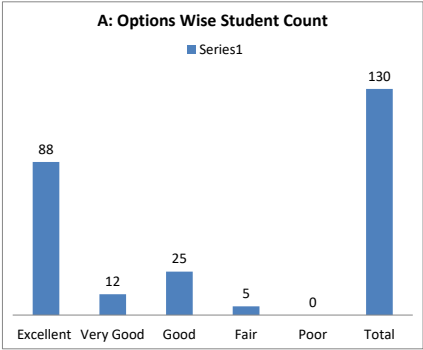
Q.NO.13	How do you Rate the loading of the courses in a semester?					
OPTIONS	A	B	C	D	E	Students
	Excellent	Very Good	Good	Average	Poor	
RESULT	100	20	10	0	0	130
	Excellent	Very Good	Good	Fair	Poor	Total



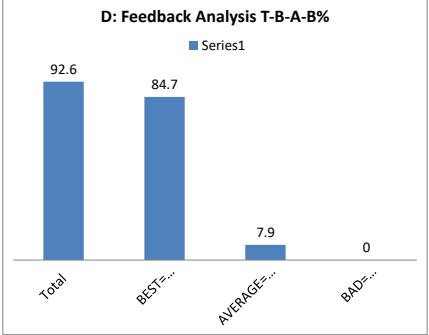
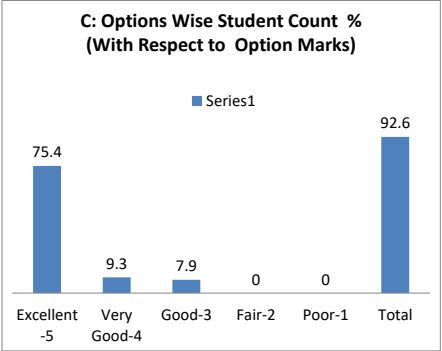
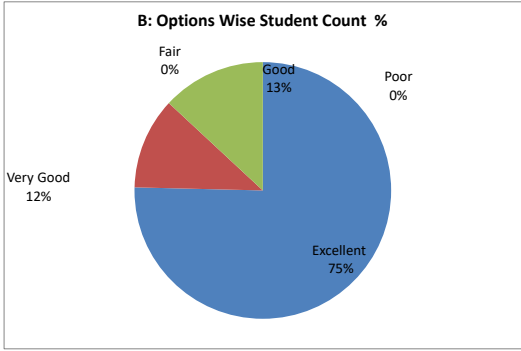
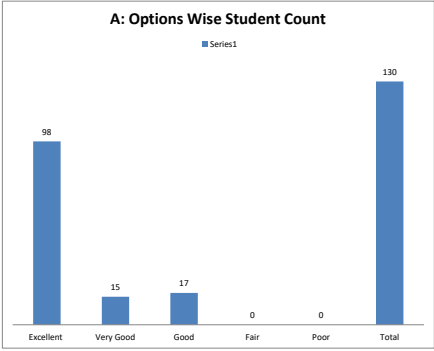
Q.NO.14	How do you rate the evaluation scheme designed for each of the course?					
OPTIONS	A	B	C	D	E	Students
	Excellent	Very Good	Good	Average	Poor	
RESULT	87	23	20	0	0	130
	Excellent	Very Good	Good	Fair	Poor	Total



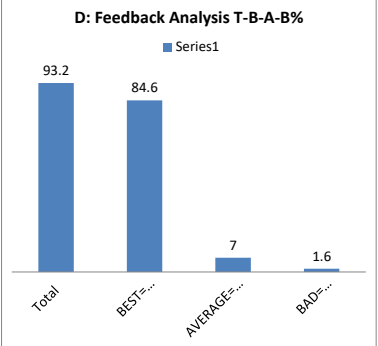
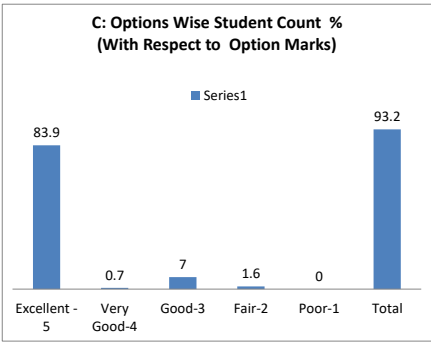
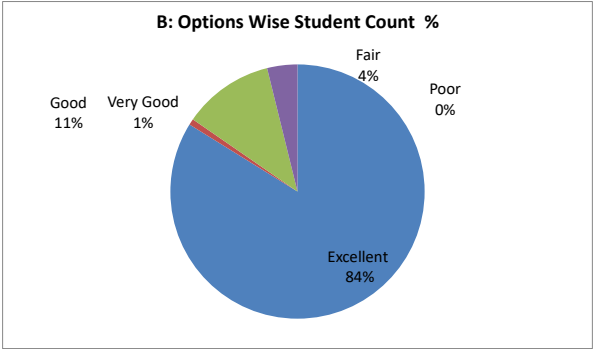
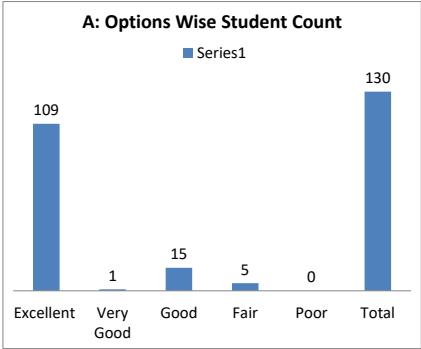
Q.NO.15	How do you rate the objectives stated for each of the course?					
OPTIONS	A	B	C	D	E	Students
	Excellent	Very Good	Good	Average	Poor	
RESULT	88	12	25	5	0	130
	Excellent	Very Good	Good	Fair	Poor	Total



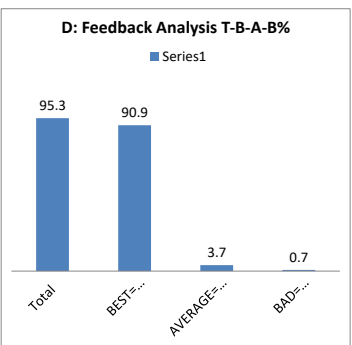
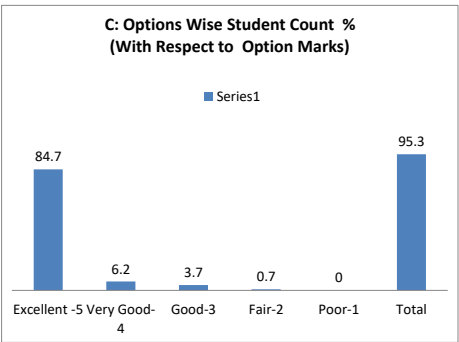
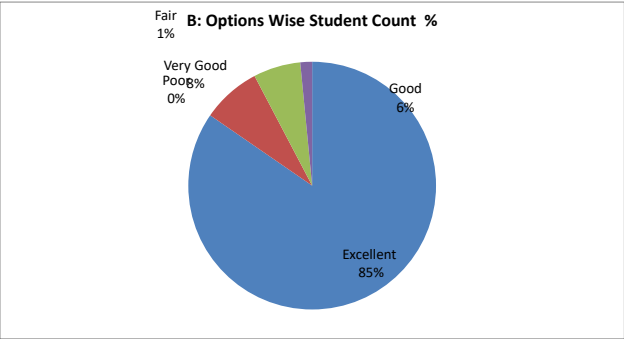
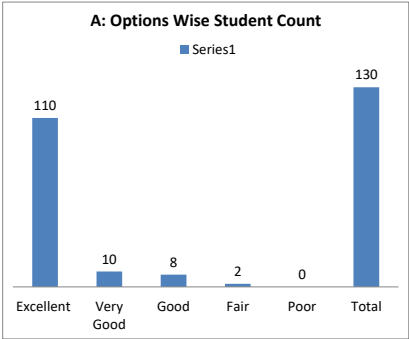
Q.NO.16	How do you rate competencies expected out of the course?					
OPTIONS	A	B	C	D	E	Students
	Excellent	Very Good	Good	Average	Poor	
RESULT	98	15	17	0	0	130
	Excellent	Very Good	Good	Fair	Poor	Total



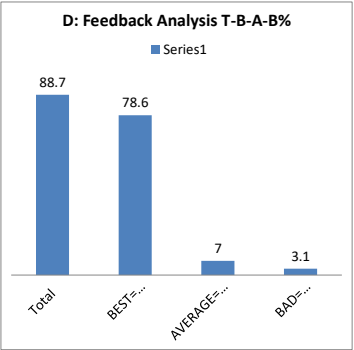
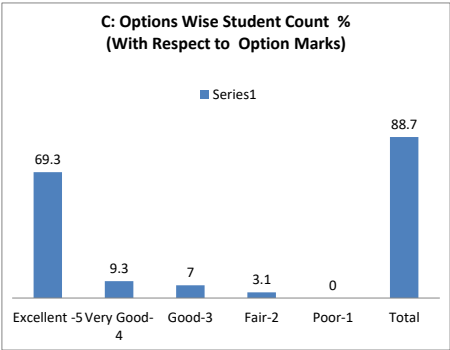
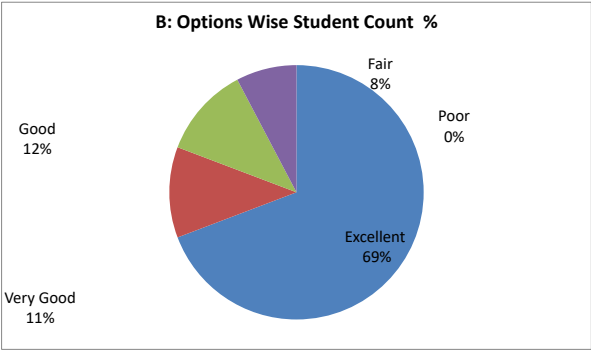
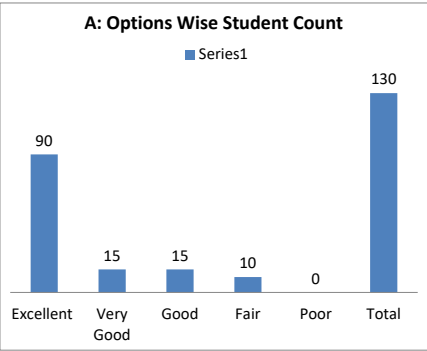
Q.NO.17	How do you rate the composition of the courses in terms of Basic science, Engineering science, Humanities, Discipline core, discipline elective, open elective, project etc.?					
OPTIONS	A	B	C	D	E	Students
	Excellent	Very Good	Good	Average	Poor	
RESULT	109	1	15	5	0	130
	Excellent	Very Good	Good	Fair	Poor	Total



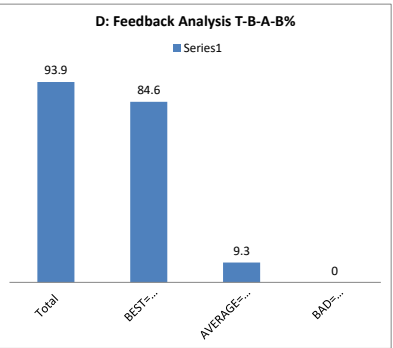
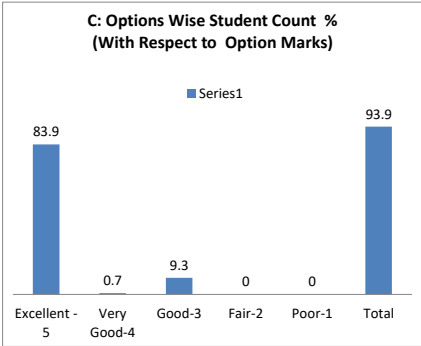
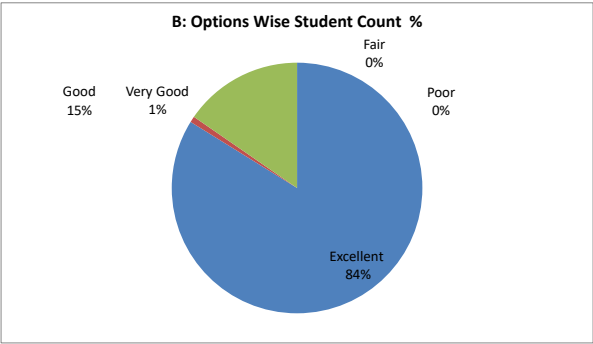
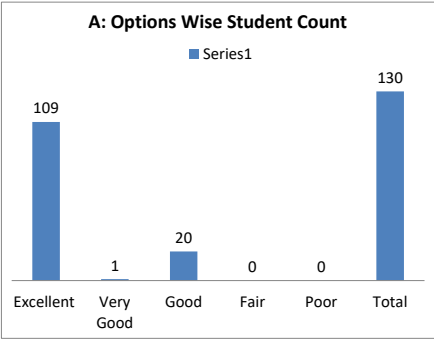
Q.NO.18	How do you rate the percentage of courses having LAB components?					
OPTIONS	A	B	C	D	E	Students
	Excellent	Very Good	Good	Average	Poor	
RESULT	110	10	8	2	0	130
	Excellent	Very Good	Good	Fair	Poor	Total



Q.NO.19	How do you rate the domain used for designing the experiments for the LAB components?					
OPTIONS	A	B	C	D	E	Students
	Excellent	Very Good	Good	Average	Poor	
RESULT	90	15	15	10	0	130
	Excellent	Very Good	Good	Fair	Poor	Total



Q.NO.20	How do you rate the experiments in relation to the real life Applications?					
OPTIONS	A	B	C	D	E	Students
	Excellent	Very Good	Good	Average	Poor	
RESULT	109	1	20	0	0	130
	Excellent	Very Good	Good	Fair	Poor	Total



Student Feedback on Curriculum Overall Analysis

Fig.-1: Total Questions Option wise Student Average Count

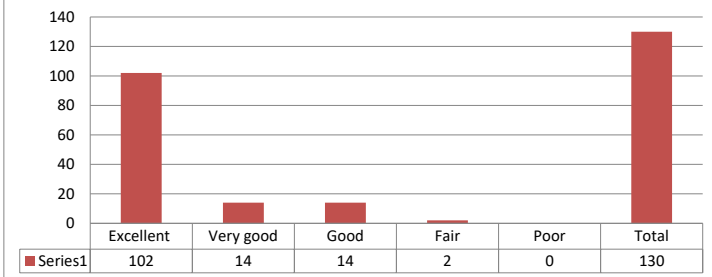


Fig.-2: Total Questions Option wise Student Average Percentage

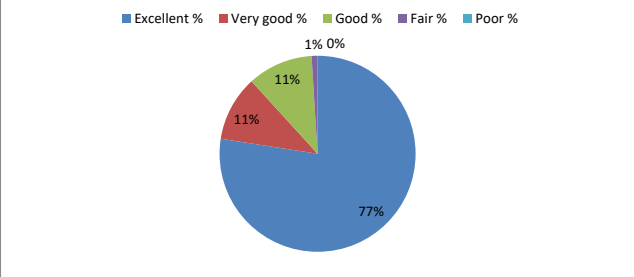


Fig.-3: Each question Options with Student Count

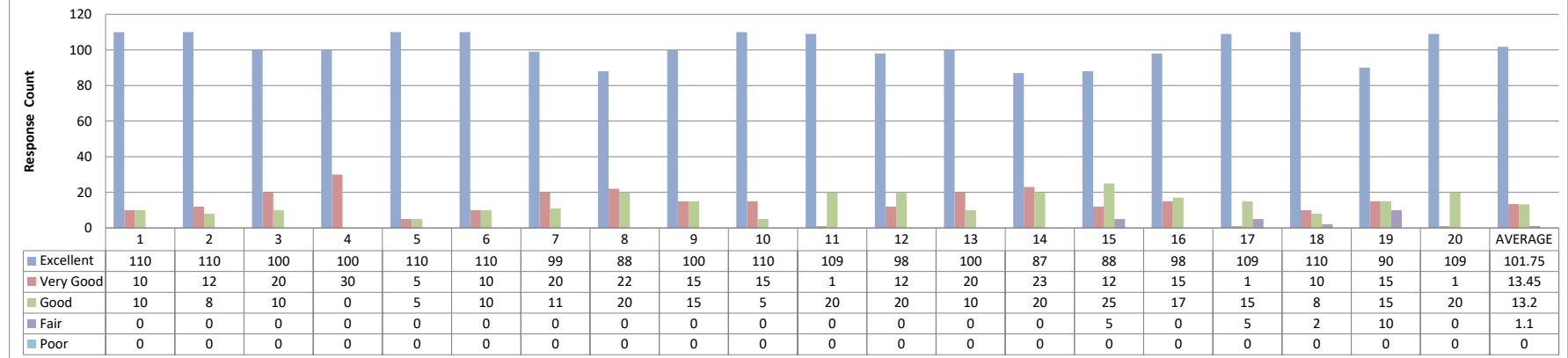


Fig.-4: Each question Options With Student Count Percentage

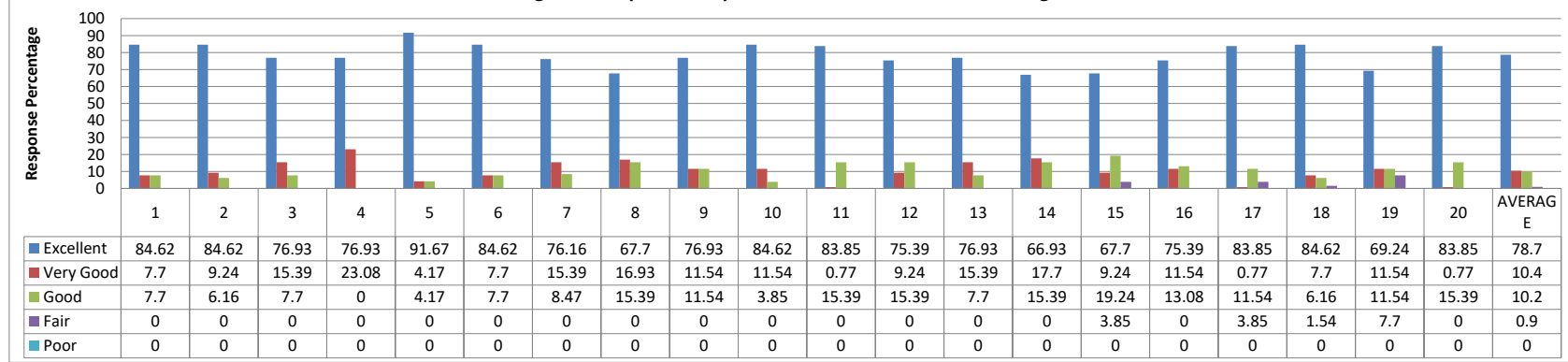




Fig. - 5: Each question Options Student Count Percentage with Marks

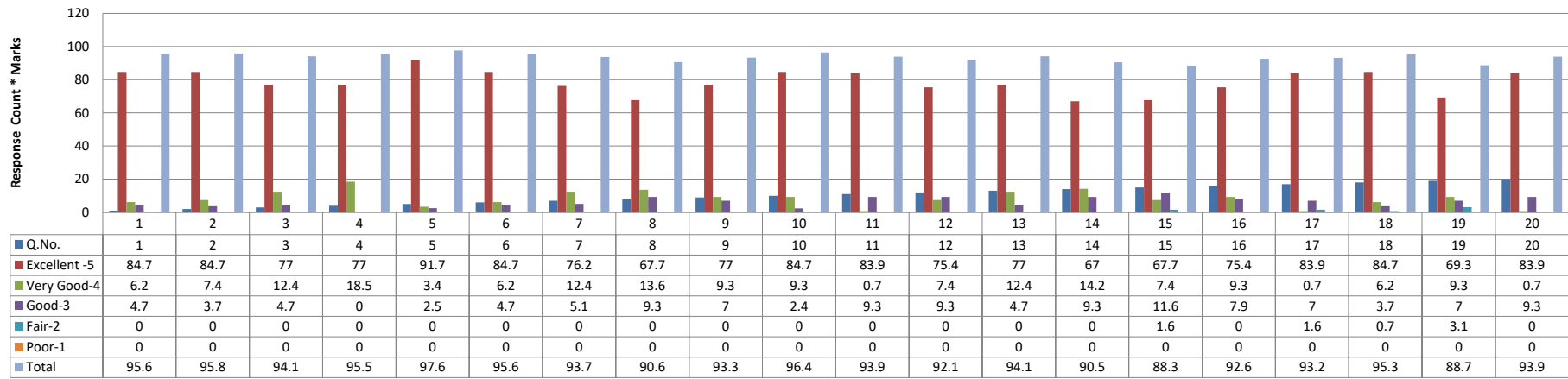
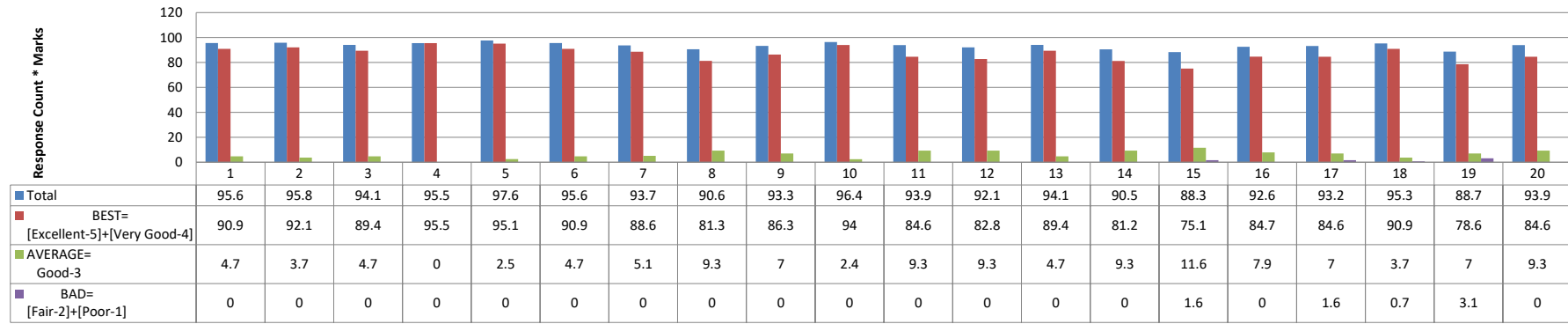


Fig.-6: Analysis



**Department of COMPUTER SCIENCE AND APPLICATIONS**  
**Koneru Lakshmaiah Education Foundation**  
**(K L Deemed to be University)**

**Faculty Feedback on Curriculum Analysis Report**  
**Academic Year: 2023-2024**  
**Semester - EVEN**

**PART - A**

Q.No.	Excellent	Very Good	Good	Fair	Poor	Total
1	15	3	2	0	0	20
2	18	1	1	0	0	20
3	13	6	1	0	0	20
4	14	2	4	0	0	20
5	12	7	1	0	0	20
6	16	1	3	0	0	20
7	14	4	2	0	0	20
8	15	4	1	0	0	20
9	15	3	2	0	0	20
10	17	1	2	0	0	20
AVERAGE	14.9	3.2	1.9	0	0	20

Feedback Average Out of 5 Scale

4.65

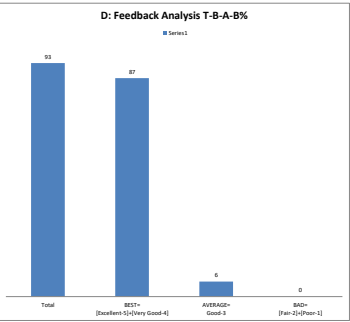
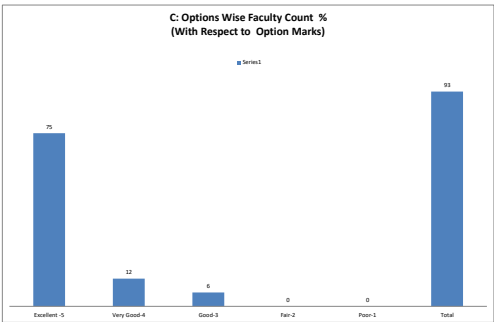
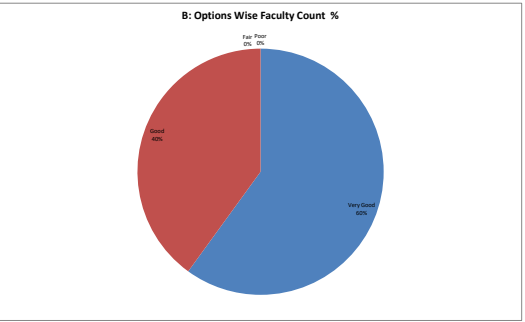
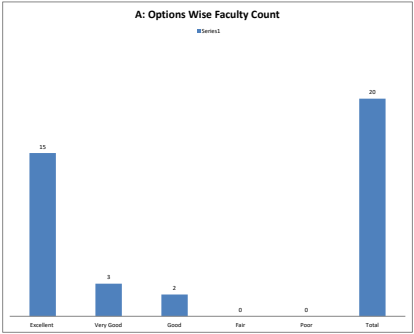
**PART - B**

**Questions and Options**

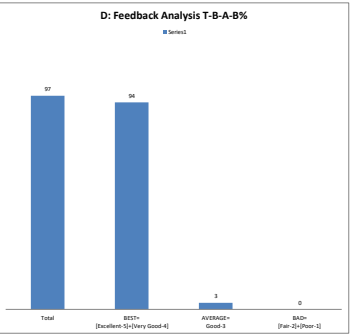
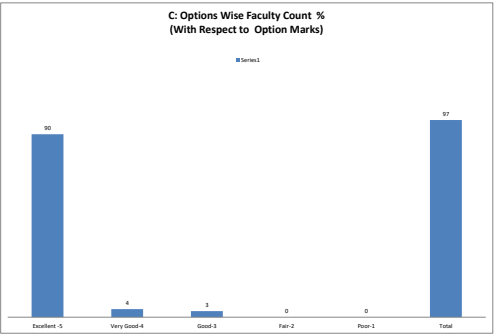
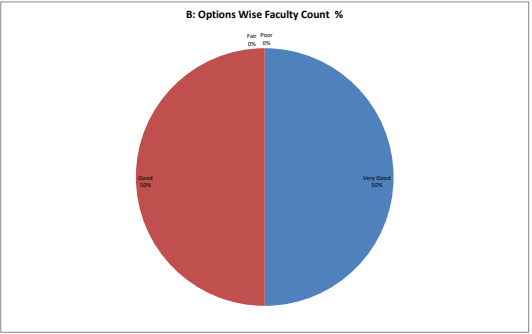
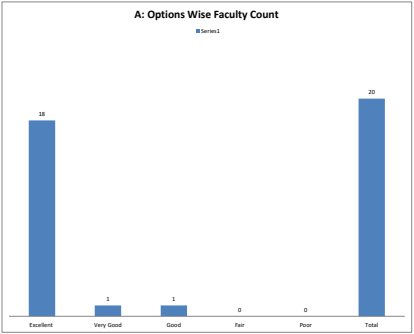
Each Question Feedback Average out of 5 Scale						
Q.NO.1	Aims and objectives of the syllabi are well defined and clear to teachers and students.					4.65
OPTIONS	Strongly Agree	Agree	Not Sure	Disagree	Strongly Disagree	
Q.NO.2	The curriculum provides opportunity for the conducting research and project related activities.					4.85
OPTIONS	Strongly Agree	Agree	Not Sure	Disagree	Strongly Disagree	
Q.NO.3	The depth of the course content is adequate to have significant learning outcomes.					4.6
OPTIONS	Strongly Agree	Agree	Not Sure	Disagree	Strongly Disagree	
Q.NO.4	The opinion of the faculty members are taken in to account during curriculum revision.					4.5
OPTIONS	Strongly Agree	Agree	Not Sure	Disagree	Strongly Disagree	
Q.NO.5	The learning outcomes of the curriculum are of local, national and global standard.					4.55
OPTIONS	Strongly Agree	Agree	Not Sure	Disagree	Strongly Disagree	
Q.NO.6	The pre-requisite courses are appropriate for this course.					4.65
OPTIONS	Strongly Agree	Agree	Not Sure	Disagree	Strongly Disagree	
Q.NO.7	The students attain the POs, COs and PSOs satisfactorily.					4.6
OPTIONS	Strongly Agree	Agree	Not Sure	Disagree	Strongly Disagree	
Q.NO.8	The curriculum has the potential in developing the habit of self learning among the students.					4.7
OPTIONS	Strongly Agree	Agree	Not Sure	Disagree	Strongly Disagree	
Q.No.9	The course/syllabus has a good balance between theory and Laboratory-work.					4.65
OPTIONS	Strongly Agree	Agree	Not Sure	Disagree	Strongly Disagree	
Q.NO.10	Evaluation of the course is appropriate to discriminate the students.					4.75
OPTIONS	Strongly Agree	Agree	Not Sure	Disagree	Strongly Disagree	

Question Wise Analysis

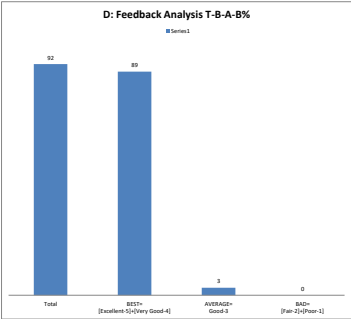
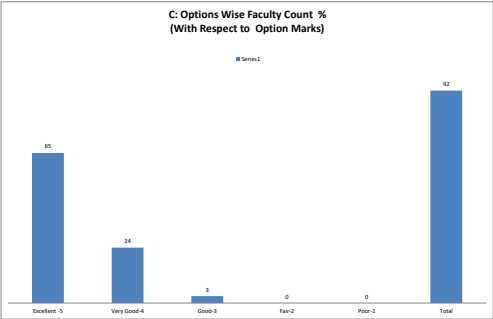
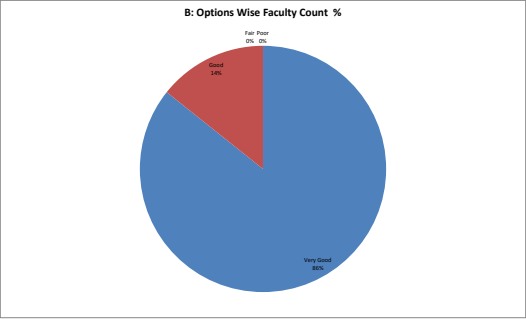
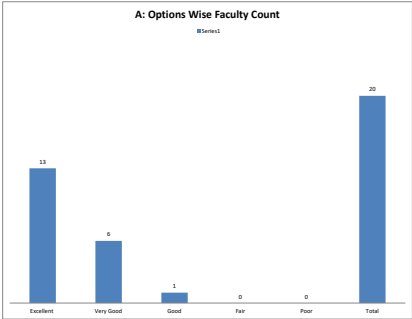
Q.NO.1	Aims and objectives of the syllabi are well defined and clear to teachers and students.					
OPTIONS	A	B	C	D	E	Alumini
	Strongly Agree	Agree	Not Sure	Disagree	Strongly Disagree	
RESULT	15	3	2	0	0	20
	Excellent	Very Good	Good	Fair	Poor	Total



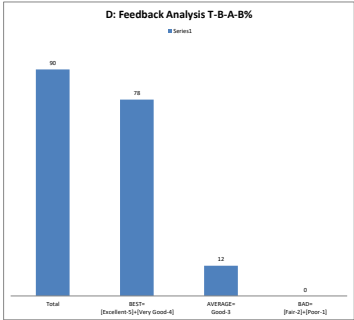
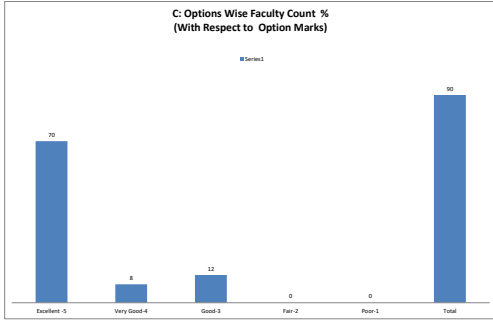
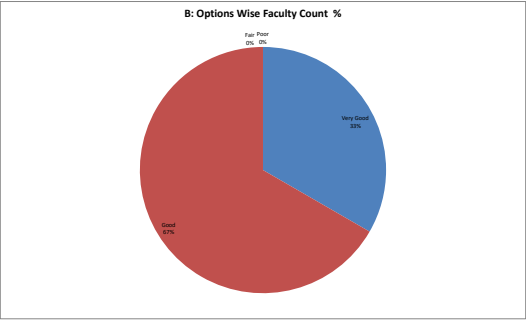
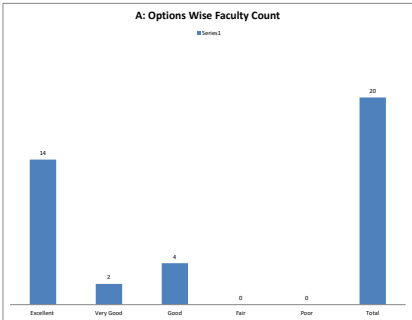
Q.NO.2	The curriculum provides opportunity for the conducting research and project related activities.					
OPTIONS	A	B	C	D	E	Alumini
	Strongly Agree	Agree	Not Sure	Disagree	Strongly Disagree	
RESULT	18	1	1	0	0	20
	Excellent	Very Good	Good	Fair	Poor	Total



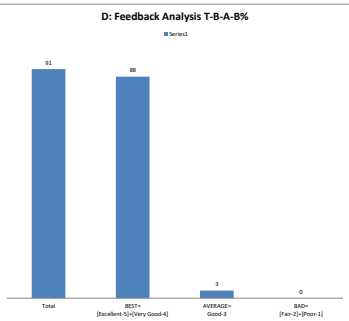
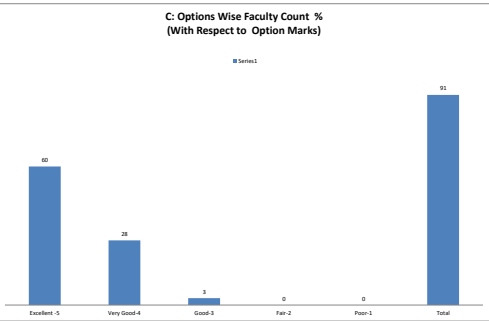
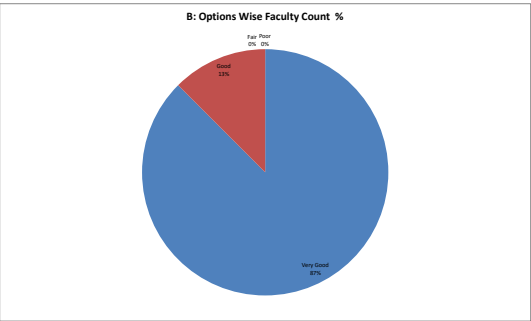
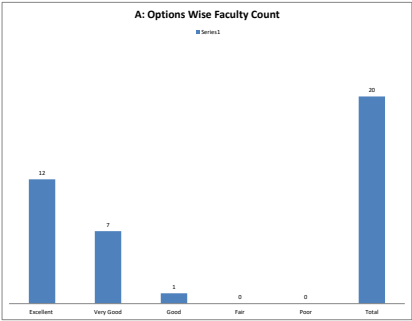
Q.NO.3	The depth of the course content is adequate to have significant learning outcomes.					
OPTIONS	A	B	C	D	E	Alumini
	Strongly Agree	Agree	Not Sure	Disagree	Strongly Disagree	
RESULT	13	6	1	0	0	20
	Excellent	Very Good	Good	Fair	Poor	Total



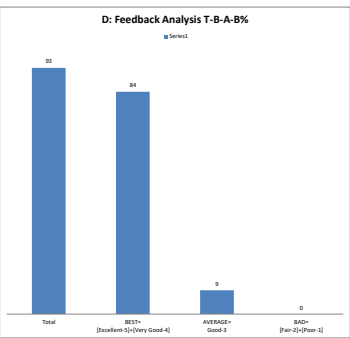
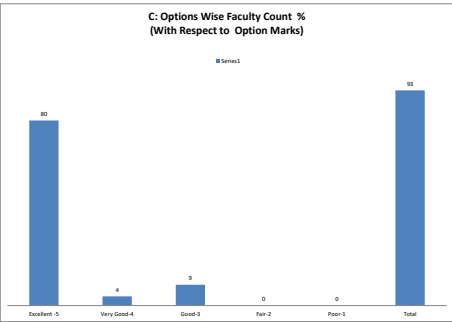
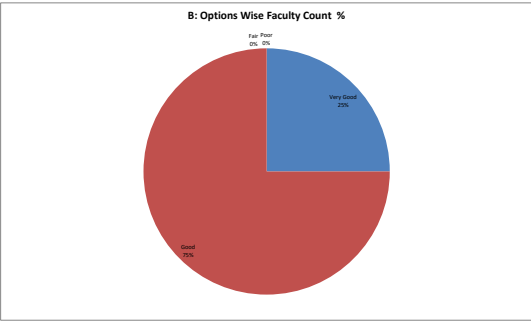
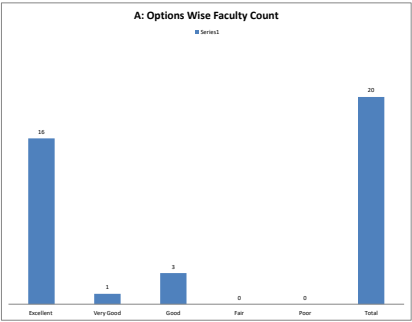
Q.NO.4	The opinion of the faculty members are taken in to account during curriculum revision.					
OPTIONS	A	B	C	D	E	Alumini
	Strongly Agree	Agree	Not Sure	Disagree	Strongly Disagree	
RESULT	14	2	4	0	0	20
	Excellent	Very Good	Good	Fair	Poor	Total



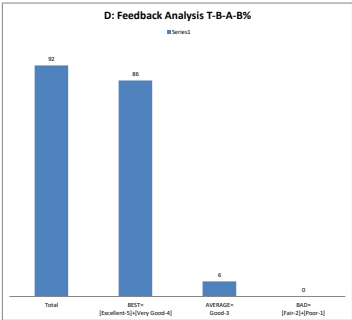
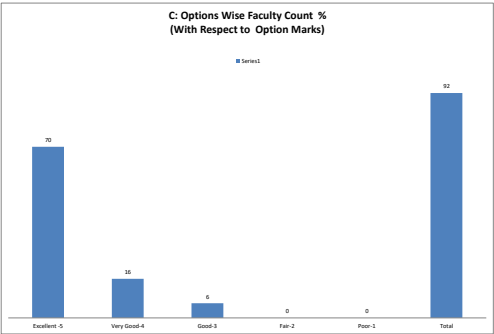
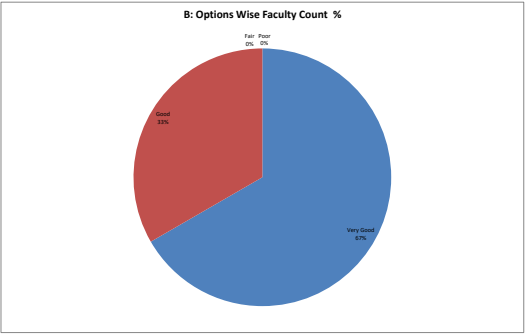
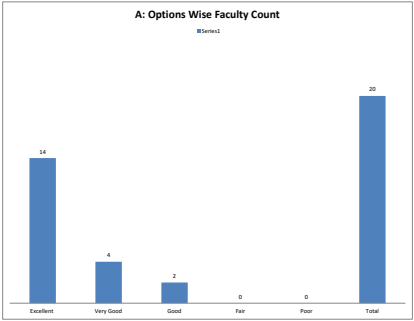
Q.NO.5	The learning outcomes of the curriculum are of local, national and global standard.					
OPTIONS	A	B	C	D	E	Alumini
	Strongly Agree	Agree	Not Sure	Disagree	Strongly Disagree	
RESULT	12	7	1	0	0	20
	Excellent	Very Good	Good	Fair	Poor	Total



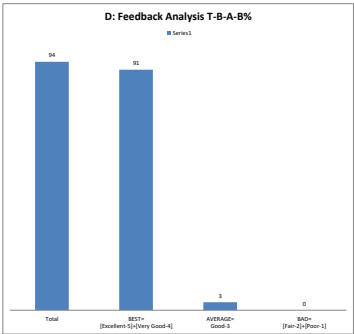
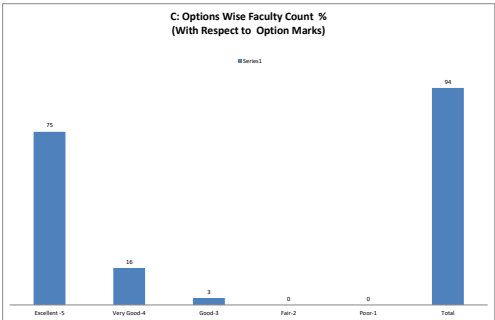
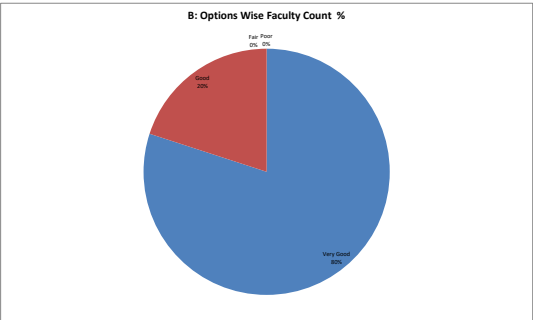
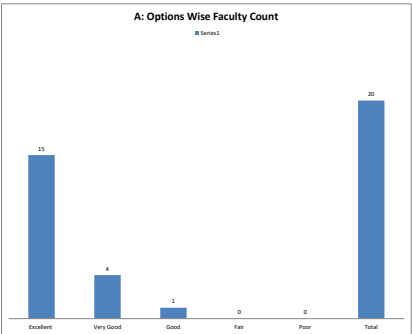
Q.NO.6	The pre-requisite courses are appropriate for this course.					
OPTIONS	A	B	C	D	E	Alumini
	Strongly Agree	Agree	Not Sure	Disagree	Strongly Disagree	
RESULT	16	1	3	0	0	20
	Excellent	Very Good	Good	Fair	Poor	Total



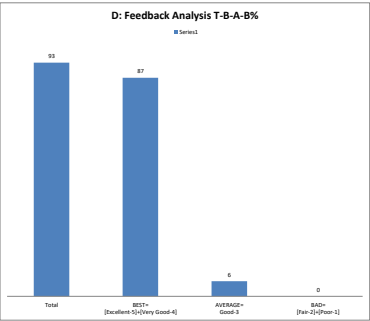
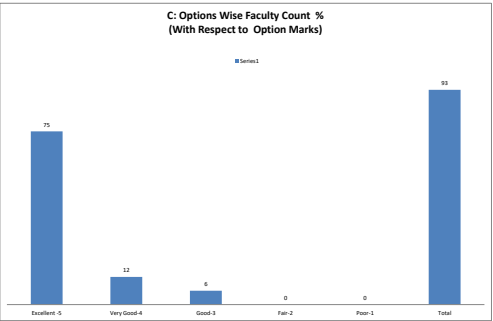
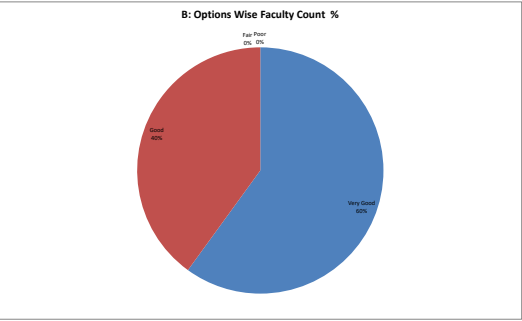
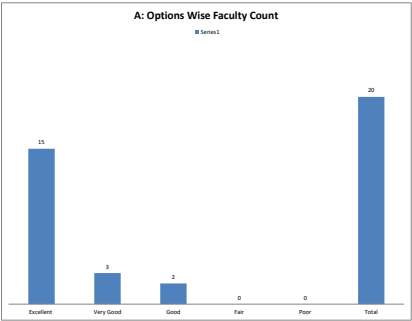
Q.NO.7	The students attain the POs, COs and PSOs satisfactorily.					
OPTIONS	A	B	C	D	E	Alumini
	Strongly Agree	Agree	Not Sure	Disagree	Strongly Disagree	
RESULT	14	4	2	0	0	20
	Excellent	Very Good	Good	Fair	Poor	Total



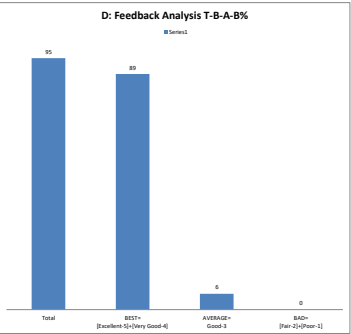
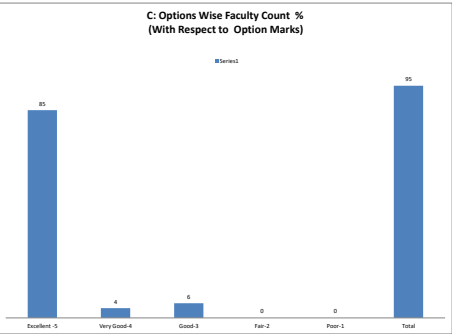
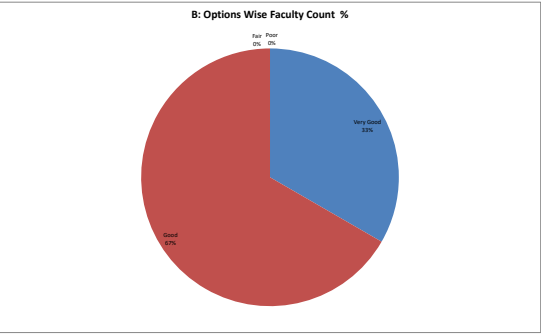
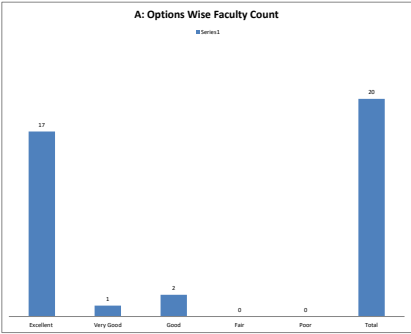
Q.NO.8	The curriculum has the potential in developing the habit of self learning among the students.					
OPTIONS	A	B	C	D	E	Alumini
	Strongly Agree	Agree	Not Sure	Disagree	Strongly Disagree	
RESULT	15	4	1	0	0	20
	Excellent	Very Good	Good	Fair	Poor	Total



Q.No.9	The course/syllabus has a good balance between theory and Laboratory-work.					
OPTIONS	A	B	C	D	E	Alumini
	Strongly Agree	Agree	Not Sure	Disagree	Strongly Disagree	
RESULT	15	3	2	0	0	20
	Excellent	Very Good	Good	Fair	Poor	Total




Q.NO.10	Evaluation of the course is appropriate to discriminate the students.					
OPTIONS	A	B	C	D	E	Alumini
	Strongly Agree	Agree	Not Sure	Disagree	Strongly Disagree	
RESULT	17	1	2	0	0	20
	Excellent	Very Good	Good	Fair	Poor	Total





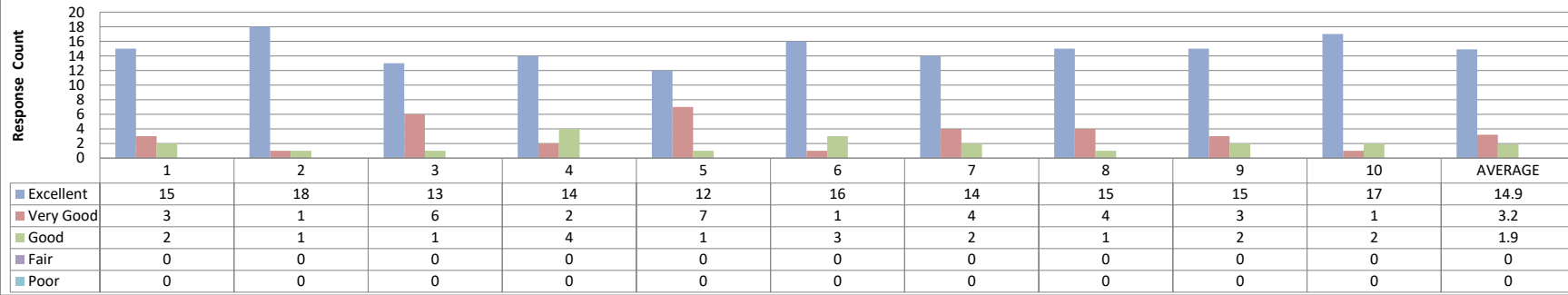
## Faculty Feedback on Curriculum Analysis Summary

**Fig.-1: Total Questions Option wise Faculty Average Count**

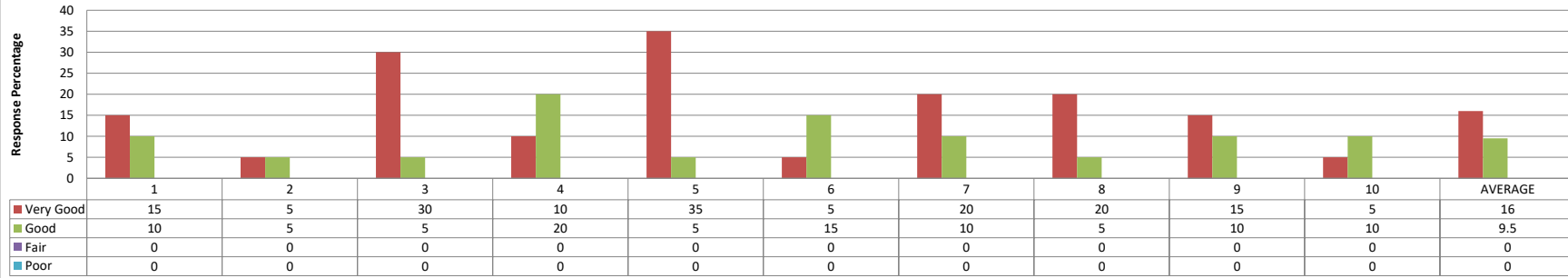


**Fig.-2: Total Questions Option wise Faculty Average Percentage**

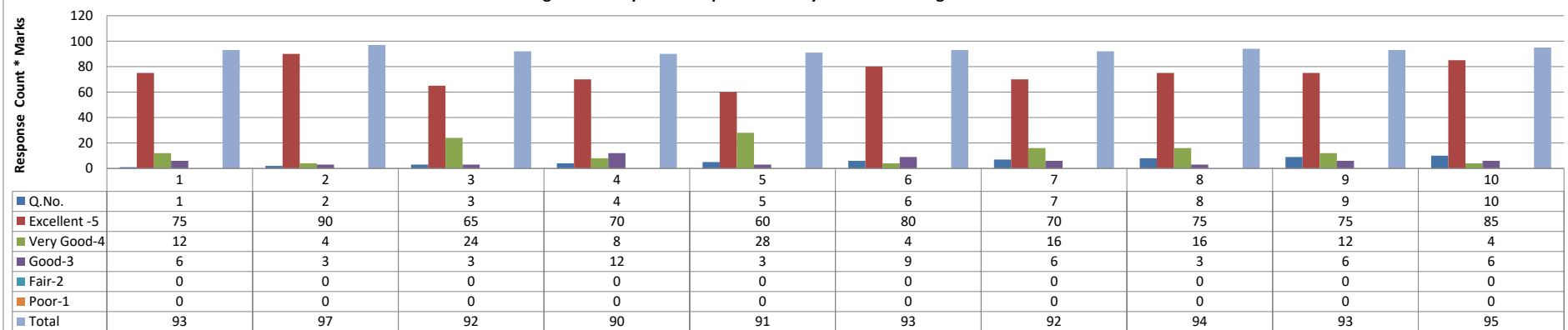
**Fig.-3: Each question Options with Faculty Count**



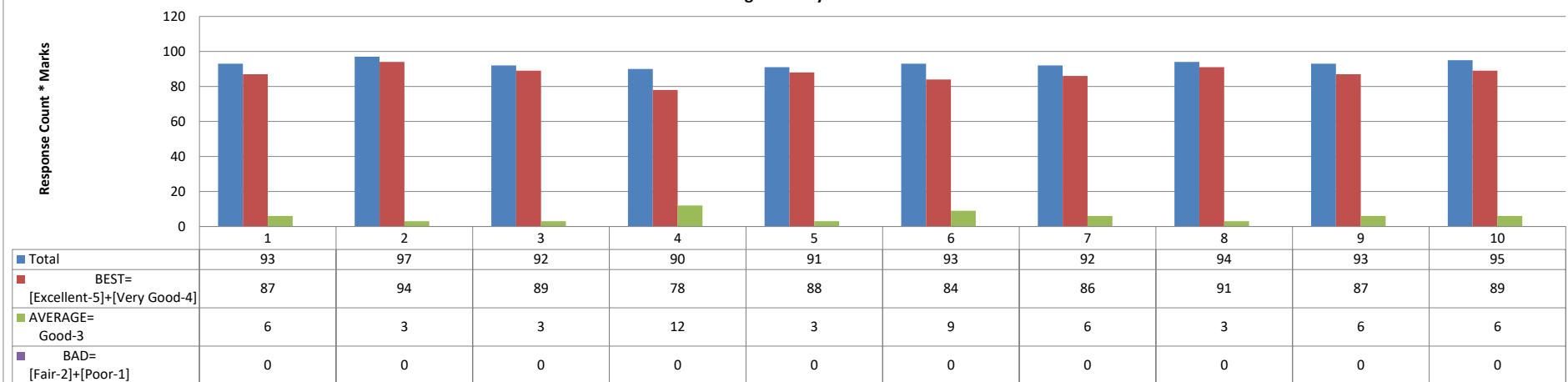
**Fig.-4: Each question Options With Faculty Count Percentage**



**Fig. - 5: Each question Options Faculty Count Percentage with Marks**



**Fig.-6: Analysis**



**Department of COMPUTER SCIENCE AND APPLICATIONS**  
**Koneru Lakshmaiah Education Foundation**  
**(K L Deemed to be University)**

**Parent Feedback on Curriculum Analysis Report**  
**Academic Year: 2023-2024**  
**Semester - EVEN**

**PART - A**

Q.No.	Excellent	Very Good	Good	Fair	Poor	Total
1	15	3	2	0	0	20
2	14	1	5	0	0	20
3	17	1	2	0	0	20
4	16	2	2	0	0	20
5	10	8	2	0	0	20
6	15	4	1	0	0	20
7	15	5	0	0	0	20
8	18	1	1	0	0	20
9	17	3	0	0	0	20
10	15	3	2	0	0	20
AVERAGE	15.2	3.1	1.7	0	0	20

Feedback Average Out of 5 Scale

4.68

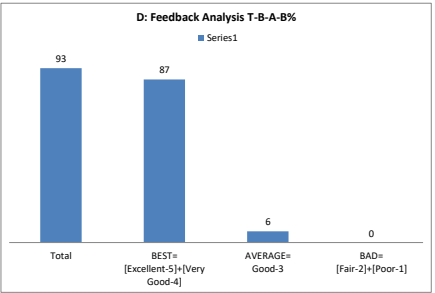
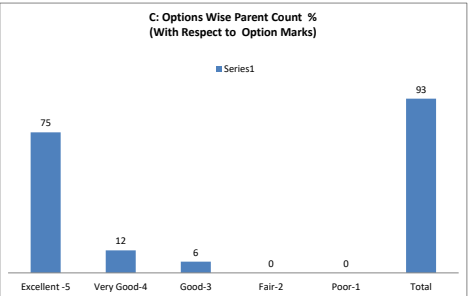
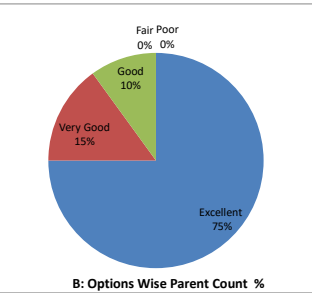
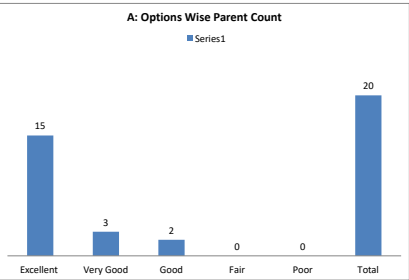
**PART - B**

**Questions and Options**

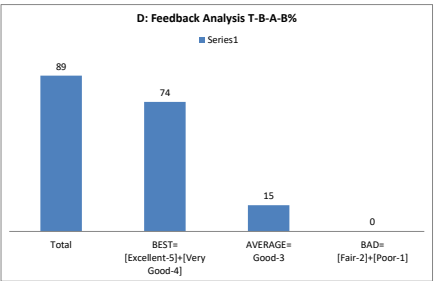
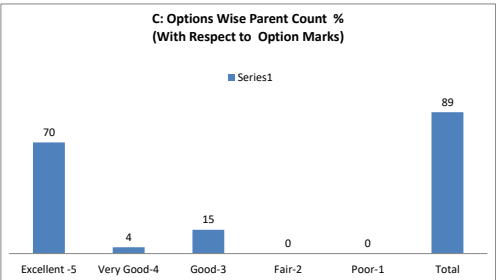
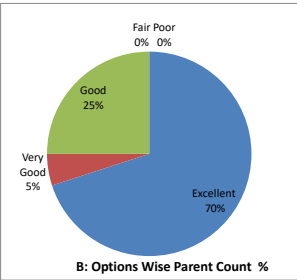
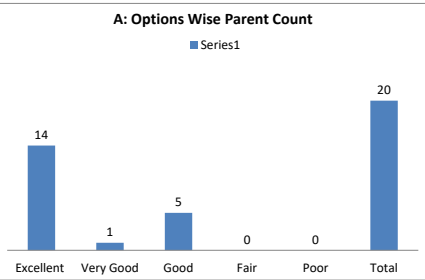
Each Question Feedback Average out of 5 Scale						
Q.NO.1	How do you rate the program that your ward is undergoing in terms of the load of the					4.65
OPTIONS	Excellent	Very Good	Good	Average	Poor	
Q.NO.2	How do you rate the availability of the Text and reference books in the Market?					4.45
OPTIONS	Excellent	Very Good	Good	Average	Poor	
Q.NO.3	How do you rate the quality and relevance of the courses included into the semester?					4.75
OPTIONS	Excellent	Very Good	Good	Average	Poor	
Q.NO.4	How do you rate the treatment of the students by the faculty irrespective of the					4.7
OPTIONS	Excellent	Very Good	Good	Average	Poor	
Q.NO.5	How do you rate ambience of the KLEF for effective delivery of the academic programs?					4.4
OPTIONS	Excellent	Very Good	Good	Average	Poor	
Q.NO.6	How do you rate the courses in terms of their relevance to the latest technologies or					4.7
OPTIONS	Excellent	Very Good	Good	Average	Poor	
Q.NO.7	How do you rate the programs based on the comfort of your ward in coping with the					4.75
OPTIONS	Excellent	Very Good	Good	Average	Poor	
Q.NO.8	How do you rate the quality of teaching in the KLEF?					4.85
OPTIONS	Excellent	Very Good	Good	Average	Poor	
Q.No.9	How do you rate the outcomes that your ward has achieved from the courses					4.85
OPTIONS	Excellent	Very Good	Good	Average	Poor	
Q.NO.10	How do you rate the transparency of the evaluation system in the KLEF?					4.65
OPTIONS	Excellent	Very Good	Good	Average	Poor	

Question Wise Analysis

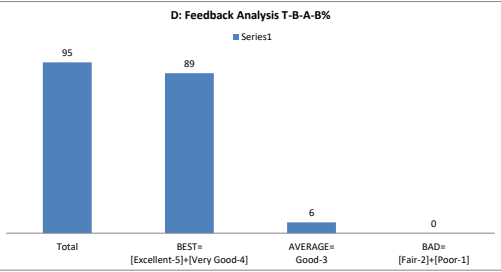
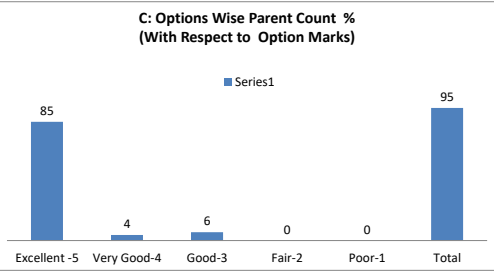
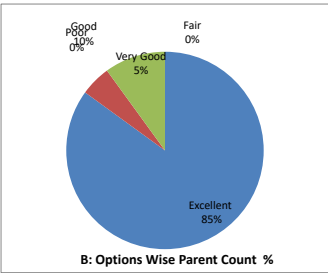
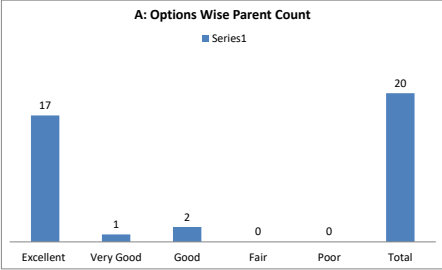
Q.NO.1	you rate the program that your ward is undergoing in terms of the load of the courses in different ser					
OPTIONS	A	B	C	D	E	Parents
	Excellent	Very Good	Good	Average	Poor	
RESULT	15	3	2	0	0	20
	Excellent	Very Good	Good	Fair	Poor	Total



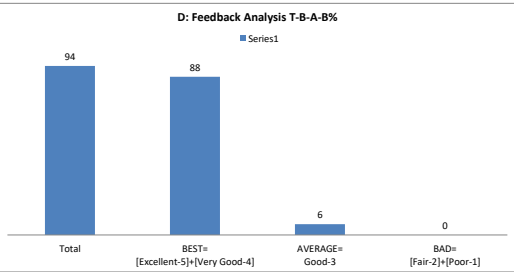
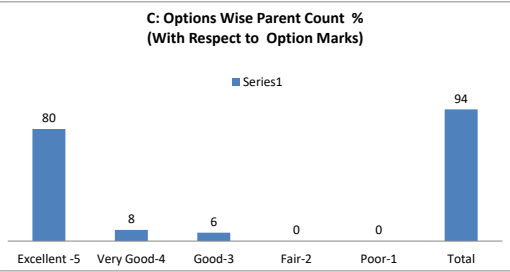
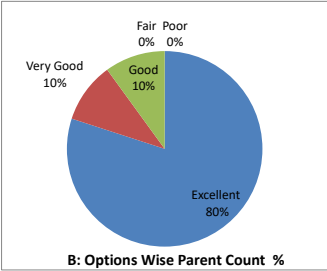
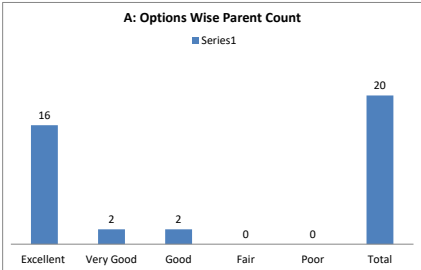
Q.NO.2	How do you rate the availability of the Text and reference books in the Market?					
OPTIONS	A	B	C	D	E	Parents
	Excellent	Very Good	Good	Average	Poor	
RESULT	14	1	5	0	0	20
	Excellent	Very Good	Good	Fair	Poor	Total



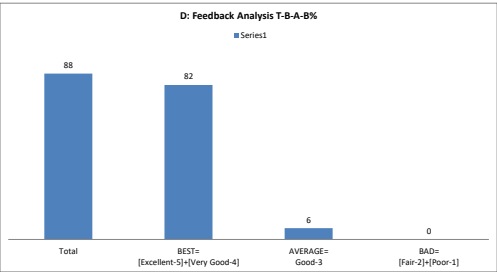
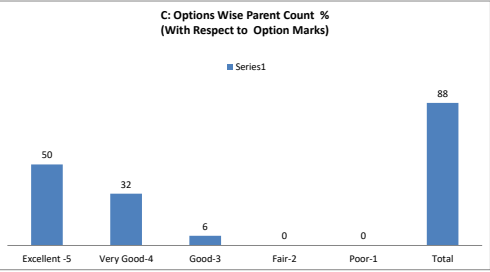
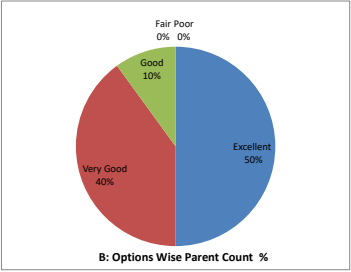
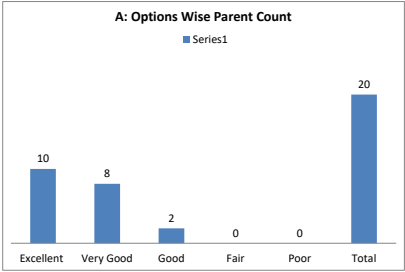
Q.NO.3	How do you rate the quality and relevance of the courses included into the semester?					
OPTIONS	A	B	C	D	E	Parents
	Excellent	Very Good	Good	Average	Poor	
RESULT	17	1	2	0	0	20
	Excellent	Very Good	Good	Fair	Poor	Total



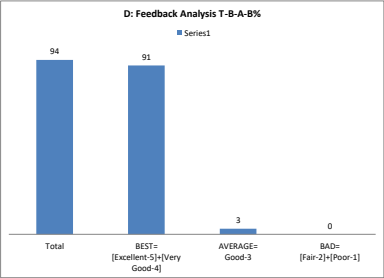
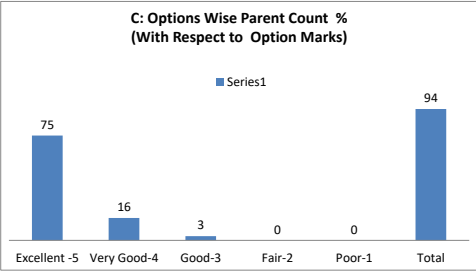
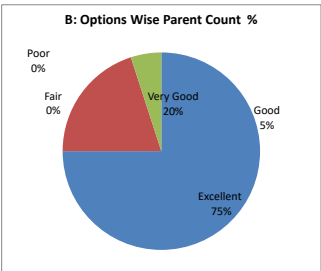
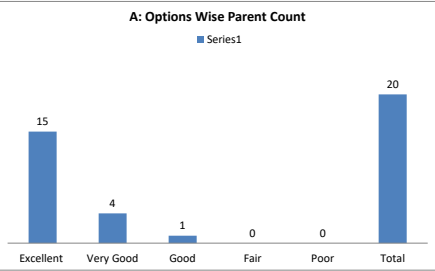
Q.NO.4	How do you rate the treatment of the students by the faculty irrespective of the background of the student that includes Gender, cast, community creed etc. in teaching and evaluation?					
OPTIONS	A	B	C	D	E	Parents
	Excellent	Very Good	Good	Average	Poor	
RESULT	16	2	2	0	0	20
	Excellent	Very Good	Good	Fair	Poor	Total



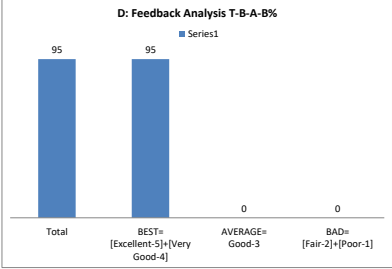
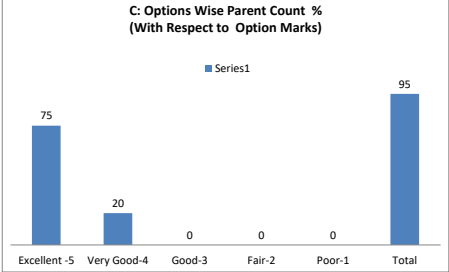
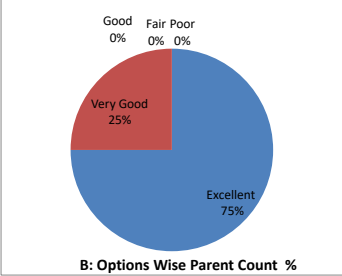
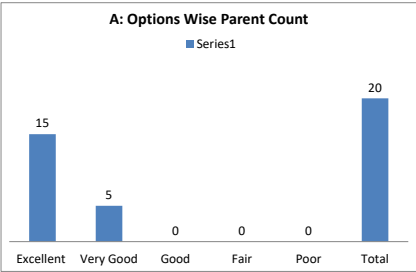
Q.NO.5	How do you rate ambience of the KLEF for effective delivery of the academic programs?					
OPTIONS	A	B	C	D	E	Parents
	Excellent	Very Good	Good	Average	Poor	
RESULT	10	8	2	0	0	20
	Excellent	Very Good	Good	Fair	Poor	Total



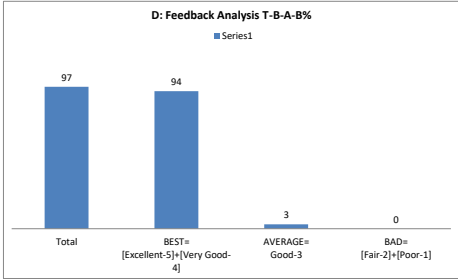
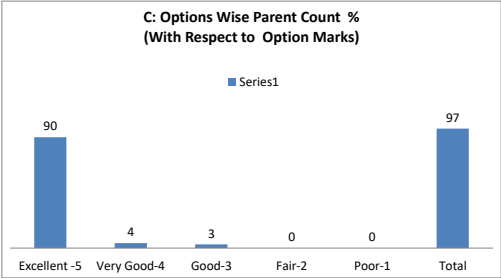
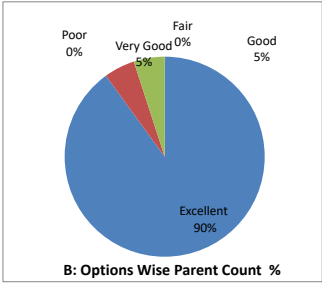
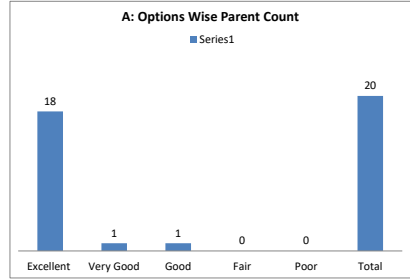
Q.NO.6	How do you rate the courses in terms of their relevance to the latest technologies or future technologies?					
OPTIONS	A	B	C	D	E	Parents
	Excellent	Very Good	Good	Average	Poor	
RESULT	15	4	1	0	0	20
	Excellent	Very Good	Good	Fair	Poor	Total



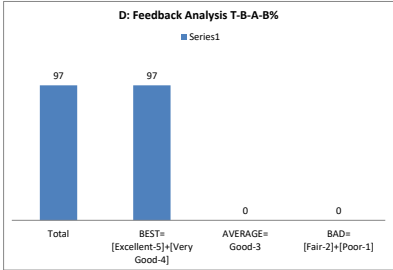
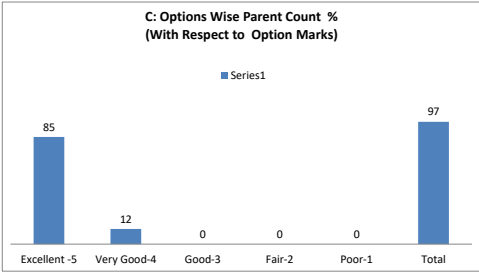
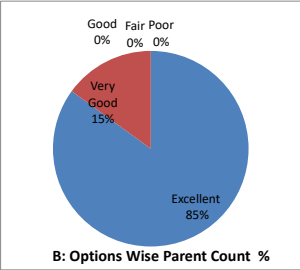
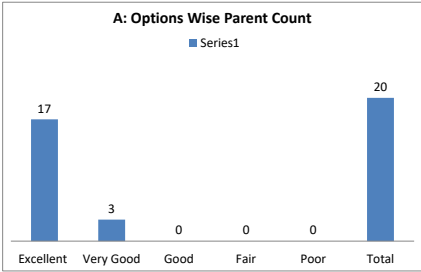
Q.NO.7	How do you rate the programs based on the comfort of your ward in coping with the workload?					
OPTIONS	A	B	C	D	E	Parents
	Excellent	Very Good	Good	Average	Poor	
RESULT	15	5	0	0	0	20
	Excellent	Very Good	Good	Fair	Poor	Total



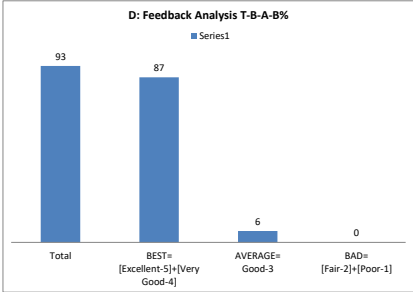
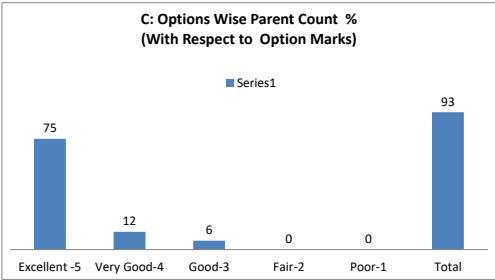
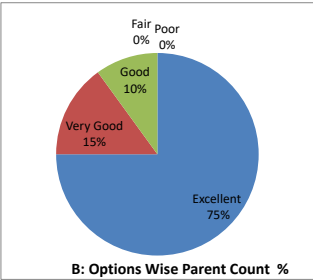
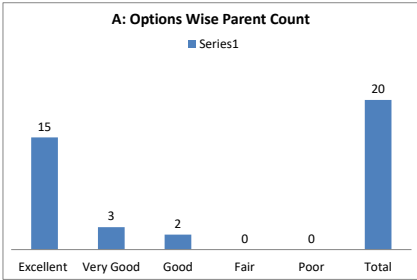
Q.NO.8	How do you rate the quality of teaching in the KLEF?					
OPTIONS	A	B	C	D	E	Parents
	Excellent	Very Good	Good	Average	Poor	
RESULT	18	1	1	0	0	20
	Excellent	Very Good	Good	Fair	Poor	Total



Q.No.9	How do you rate the outcomes that your ward has achieved from the courses					
OPTIONS	A	B	C	D	E	Parents
	Excellent	Very Good	Good	Average	Poor	
RESULT	17	3	0	0	0	20
	Excellent	Very Good	Good	Fair	Poor	Total



Q.NO.10	How do you rate the transparency of the evaluation system in the KLEF?					
OPTIONS	A	B	C	D	E	Parents
	Excellent	Very Good	Good	Average	Poor	
RESULT	15	3	2	0	0	20
	Excellent	Very Good	Good	Fair	Poor	Total





Parent Feedback on Curriculum Analysis Overall Analysis

Fig.-1: Total Questions Option wise Parent Average Count

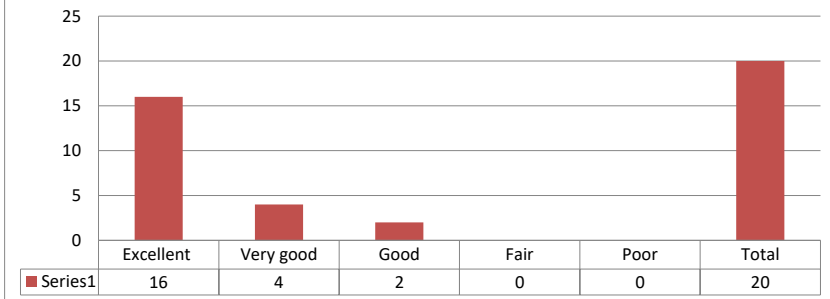


Fig.-2: Total Questions Option wise Parent Average Percentage

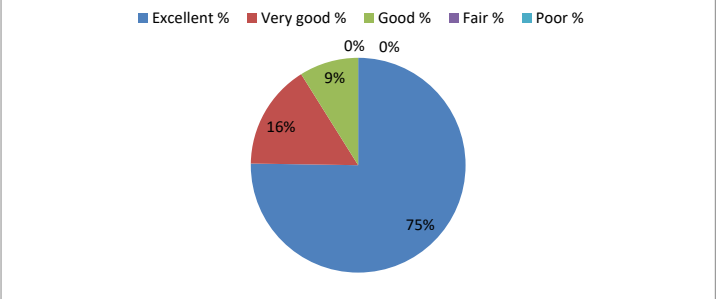


Fig.-3: Each question Options with Parent Count

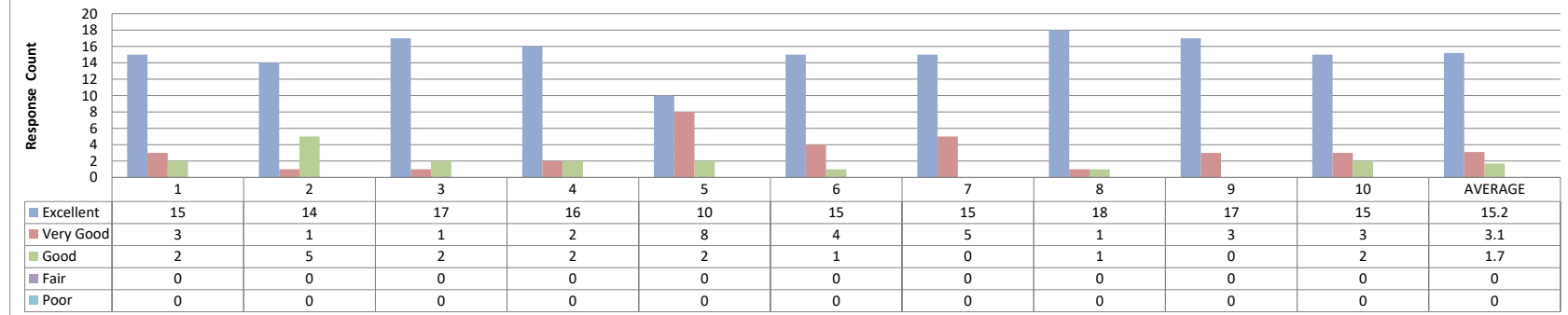
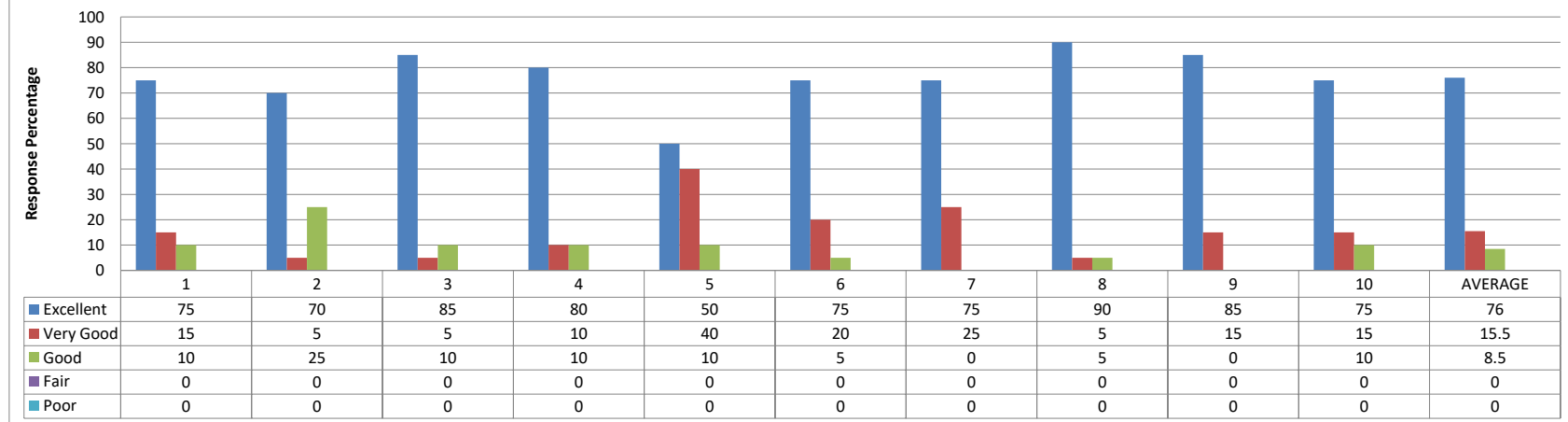


Fig.-4: Each question Options With Parent Count Percentage





**Department of Computer Science and Applications**  
**Koneru Lakshmaiah Education Foundation**  
**(K L Deemed to be University)**

**Academic Peers Feedback on Curriculum Analysis Report**  
**Academic Year: 2023-2024**  
**Semester - EVEN**

**PART - A**

Q.No.	Excellent	Very Good	Good	Fair	Poor	Total
1	10	0	0	0	0	10
2	8	2	0	0	0	10
3	10	0	0	0	0	10
4	9	0	1	0	0	10
5	8	1	1	0	0	10
6	8	1	1	0	0	10
7	10	0	0	0	0	10
8	8	1	1	0	0	10
9	10	0	0	0	0	10
10	7	2	1	0	0	10
11	9	1	0	0	0	10
12	10	0	0	0	0	10
13	7	2	1	0	0	10
14	7	1	2	0	0	10
15	7	1	2	0	0	10
16	9	1	0	0	0	10
17	10	0	0	0	0	10
18	9	1	0	0	0	10
19	10	0	0	0	0	10
20	8	1	1	0	0	10
AVERAGE	8.7	0.75	0.55	0	0	10

**Feedback Average Out of 5 Scale**

**4.82**

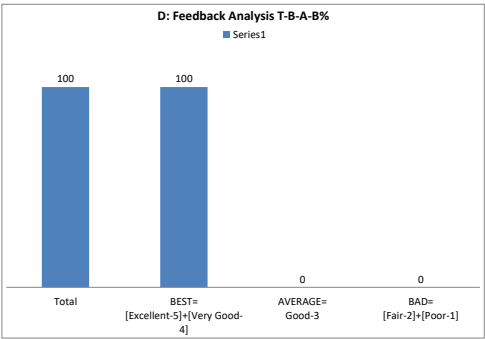
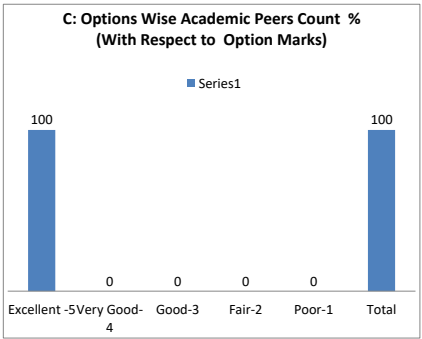
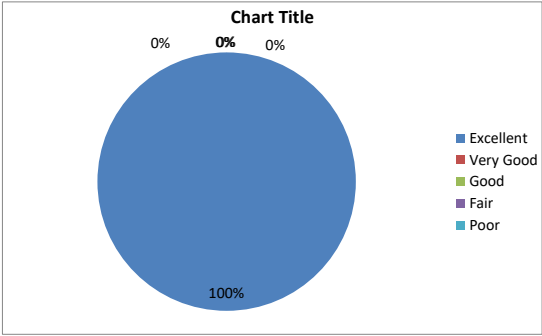
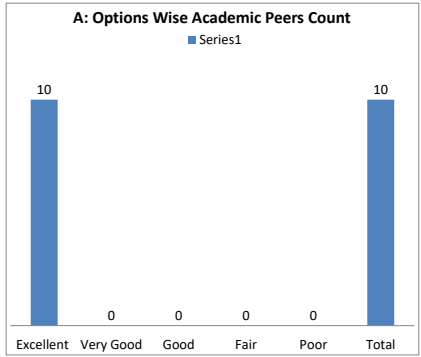
**PART - B****Questions and Options**

<b>Each Question Feedback Average out of 5 Scale</b>						
Q.NO.1	How do you rate the sequence of the Courses provided in the curriculum?					5
OPTIONS	Excellent	Very Good	Good	Average	Poor	
Q.NO.2	How do you rate the syllabus of the courses in relation to the competencies expected out of the course?					4.8
OPTIONS	Excellent	Very Good	Good	Average	Poor	
Q.NO.3	How do you rate the structure framed for entire program?					5
OPTIONS	Excellent	Very Good	Good	Average	Poor	
Q.NO.4	How do you rate the sequence of the units in the course?					4.8
OPTIONS	Excellent	Very Good	Good	Average	Poor	
Q.NO.5	How do you rate the allocation of the credits to the courses?					4.7
OPTIONS	Excellent	Very Good	Good	Average	Poor	
Q.NO.6	How do you rate the distribution of the contact hours among the course components (L-T-P)?					4.7
OPTIONS	Excellent	Very Good	Good	Average	Poor	
Q.NO.7	How do you rate the offering of the electives in terms of their relevance to the specialization streams?					5
OPTIONS	Excellent	Very Good	Good	Average	Poor	
Q.NO.8	How do you rate the electives offered in relation to the Technological advancements?					4.7
OPTIONS	Excellent	Very Good	Good	Average	Poor	
Q.No.9	How do you rate the relevance of the Text Books and reference books by their International recognition to the Courses?					5
OPTIONS	Excellent	Very Good	Good	Average	Poor	
Q.NO.10	How do you rate the sequence of the Courses that you have studied are in sequence to what you have studied in the previous semester?					4.6
OPTIONS	Excellent	Very Good	Good	Average	Poor	
Q.NO.11	Rate the Size of syllabus in terms of the load on the student					4.9
OPTIONS	Excellent	Very Good	Good	Average	Poor	
Q.NO.12	Rate the courses in terms of extra learning or self learning considering the design of the courses					5
OPTIONS	Excellent	Very Good	Good	Average	Poor	
Q.NO.13	Rate the courses in terms of sequence of offering considering whether the preceding courses have been covered.					4.6
OPTIONS	Excellent	Very Good	Good	Average	Poor	

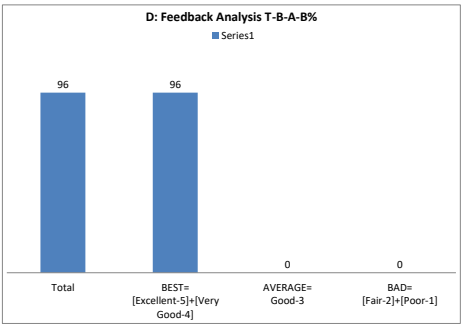
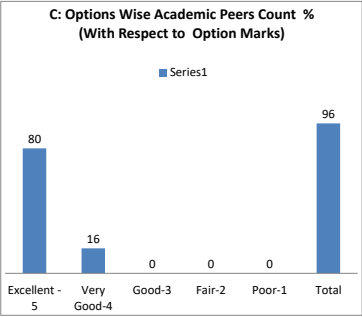
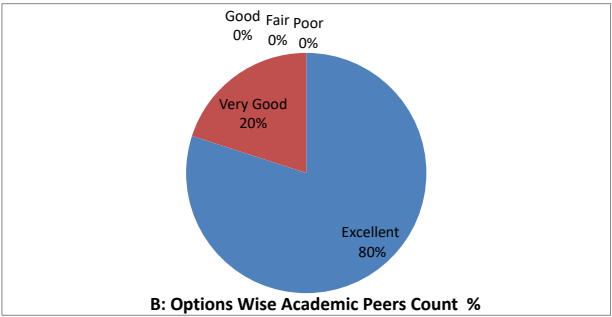
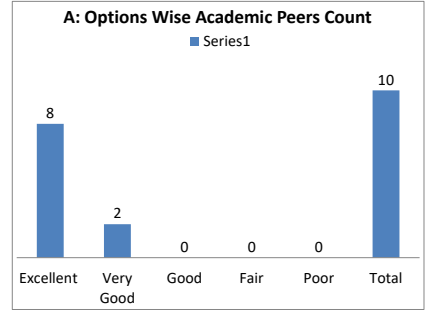
Q.NO.14	How do you Rate the loading of the courses in a semester?					4.5
OPTIONS	Excellent	Very Good	Good	Average	Poor	
Q.NO.15	How do you rate the evaluation scheme designed for each of the course?					4.5
OPTIONS	Excellent	Very Good	Good	Average	Poor	
Q.NO.16	How do you rate the objectives stated for each of the course?					4.9
OPTIONS	Excellent	Very Good	Good	Average	Poor	
Q.NO.17	How do you rate competencies expected out of the course?					5
OPTIONS	Excellent	Very Good	Good	Average	Poor	
Q.NO.18	How do you rate the composition of the courses in terms of Basic science, Engineering science, Humanities, Discipline core, discipline elective, open elective, project etc.?					4.9
OPTIONS	Excellent	Very Good	Good	Average	Poor	
Q.NO.19	How do you rate the percentage of courses having LAB components?					5
OPTIONS	Excellent	Very Good	Good	Average	Poor	
Q.NO.20	How do you rate the domain used for designing the experiments for the LAB components?					4.7
OPTIONS	Excellent	Very Good	Good	Average	Poor	

Question Wise Analysis

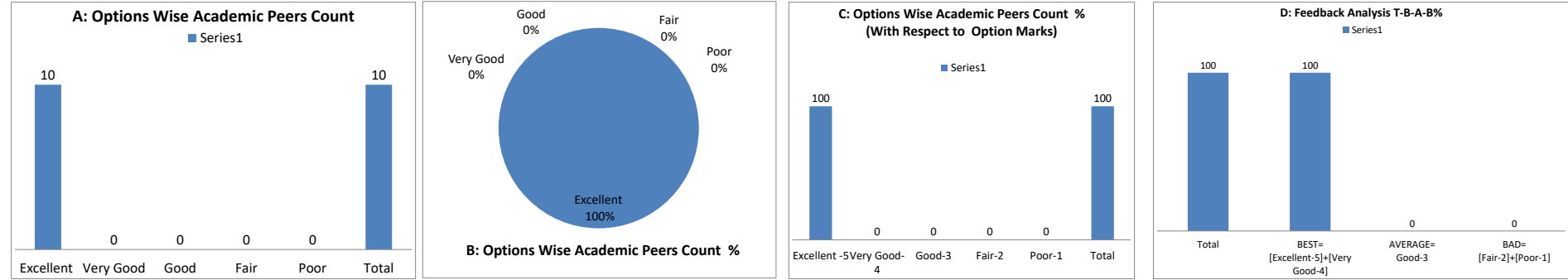
Q.NO.1	How do you rate the sequence of the Courses provided in the curriculum?					
OPTIONS	A	B	C	D	E	Academic Peers
	Excellent	Very Good	Good	Average	Poor	
RESULT	10	0	0	0	0	10
	Excellent	Very Good	Good	Fair	Poor	Total



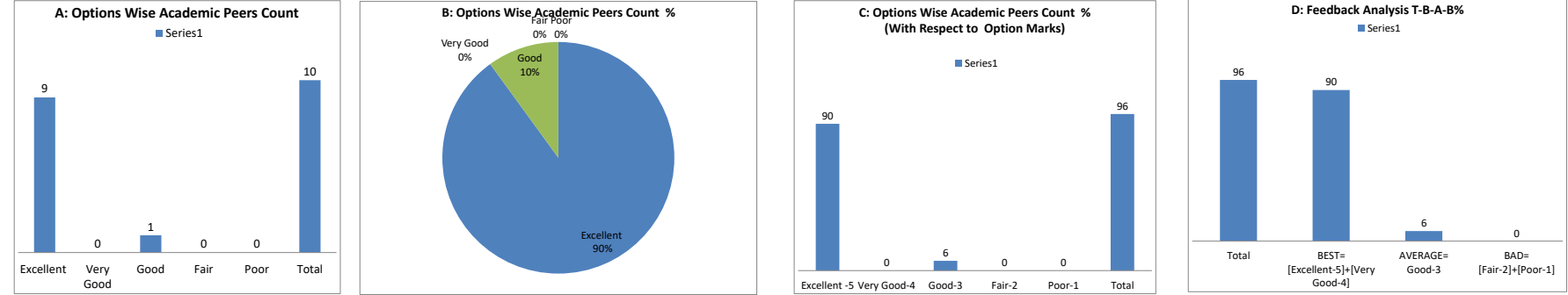
Q.NO.2	How do you rate the syllabus of the courses in relation to the competencies expected out of the course?					
OPTIONS	A	B	C	D	E	Academic Peers
	Excellent	Very Good	Good	Average	Poor	
RESULT	8	2	0	0	0	10
	Excellent	Very Good	Good	Fair	Poor	Total



Q.NO.3	How do you rate the structure framed for entire program?					
OPTIONS	A	B	C	D	E	Academic Peers
	Excellent	Very Good	Good	Average	Poor	
RESULT	10	0	0	0	0	10
	Excellent	Very Good	Good	Fair	Poor	Total

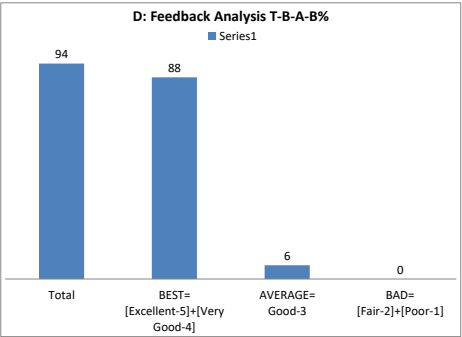
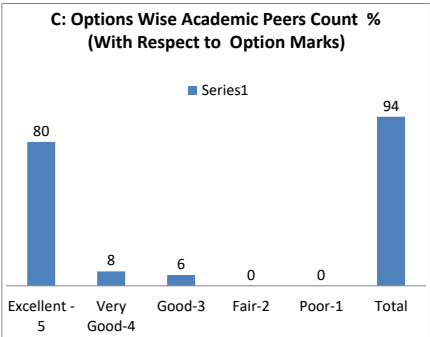
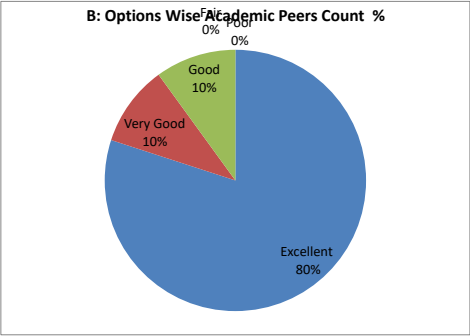
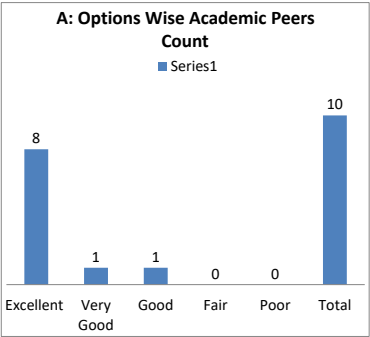


Q.NO.4	How do you rate the sequence of the units in the course?					
OPTIONS	A	B	C	D	E	Academic Peers
	Excellent	Very Good	Good	Average	Poor	
RESULT	9	0	1	0	0	10
	Excellent	Very Good	Good	Fair	Poor	Total

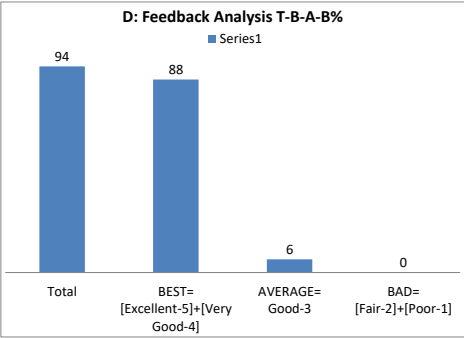
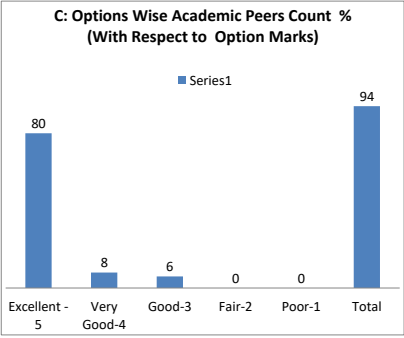
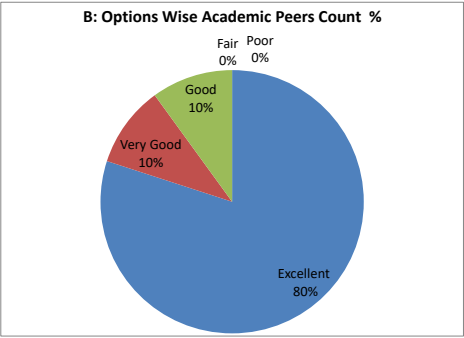
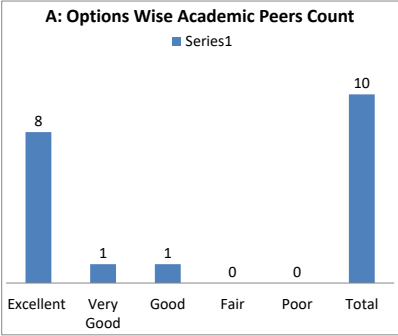




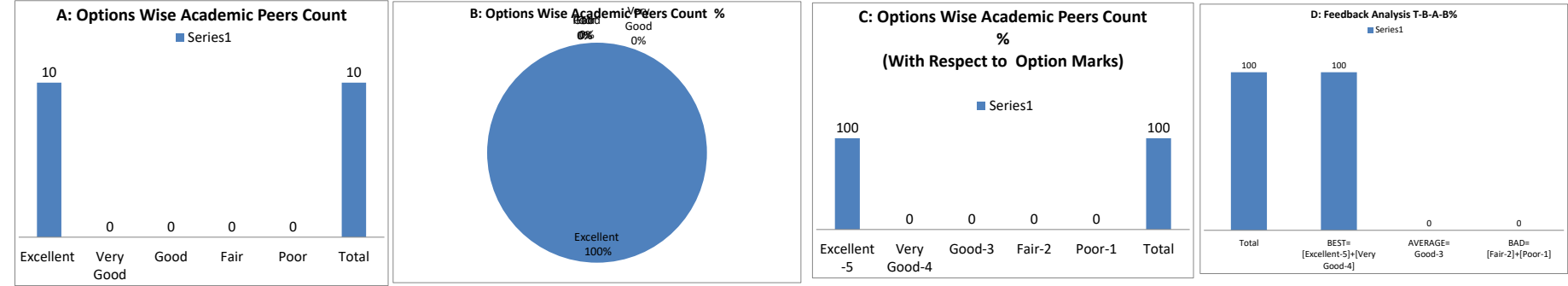
Q.NO.5	How do you rate the allocation of the credits to the courses?					
OPTIONS	A	B	C	D	E	Academic Peers
	Excellent	Very Good	Good	Average	Poor	
RESULT	8	1	1	0	0	10
	Excellent	Very Good	Good	Fair	Poor	Total



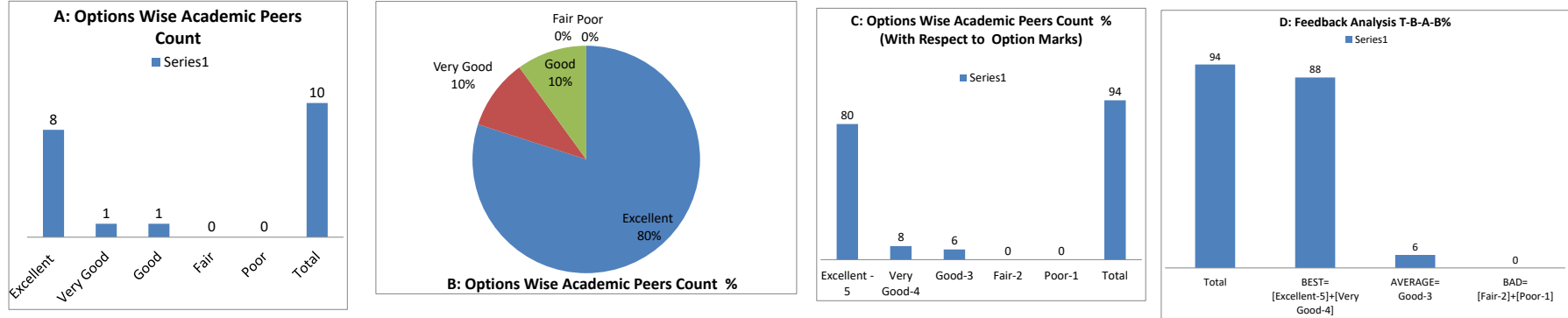
Q.NO.6	How do you rate the distribution of the contact hours among the course components (L-T-P)?					
OPTIONS	A	B	C	D	E	Academic Peers
	Excellent	Very Good	Good	Average	Poor	
RESULT	8	1	1	0	0	10
	Excellent	Very Good	Good	Fair	Poor	Total



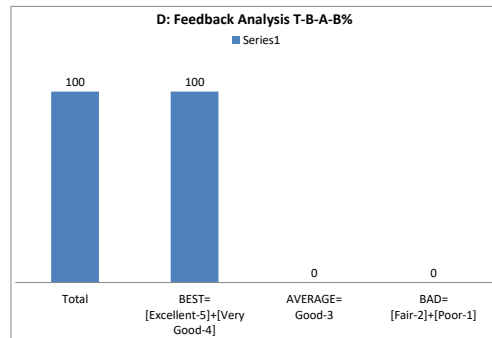
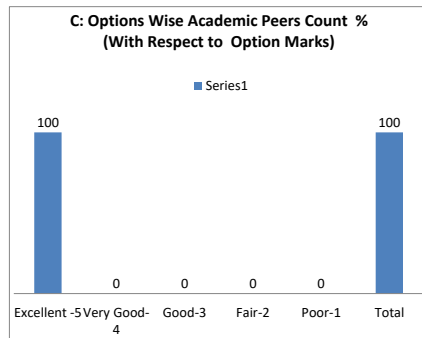
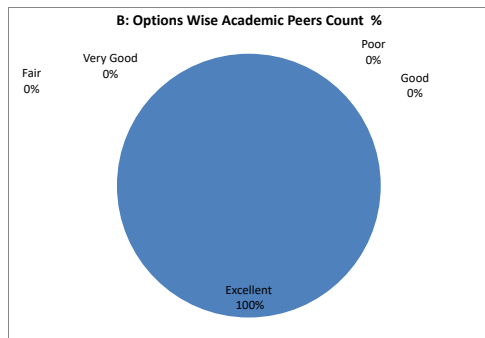
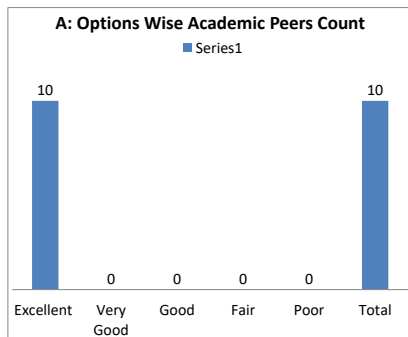
Q.NO.7	How do you rate the offering of the electives in terms of their relevance to the specialization streams?					
OPTIONS	A	B	C	D	E	Academic Peers
	Excellent	Very Good	Good	Average	Poor	
RESULT	10	0	0	0	0	10
	Excellent	Very Good	Good	Fair	Poor	Total



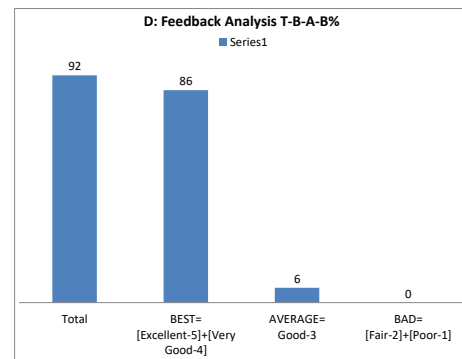
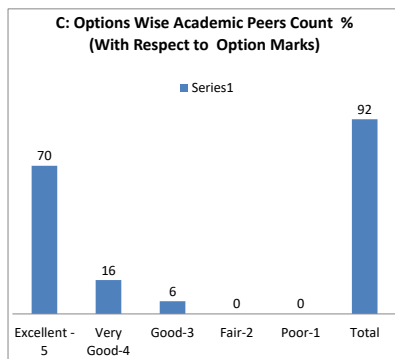
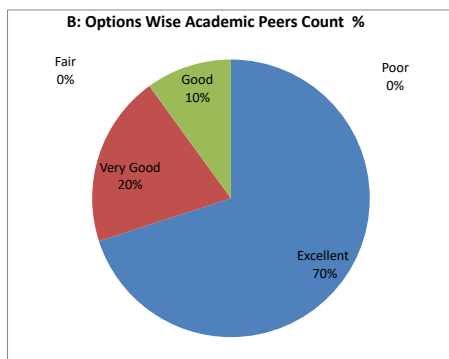
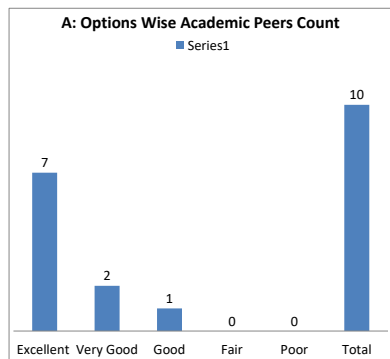
Q.NO.8	How do you rate the electives offered in relation to the Technological advancements?					
OPTIONS	A	B	C	D	E	Academic Peers
	Excellent	Very Good	Good	Average	Poor	
RESULT	8	1	1	0	0	10
	Excellent	Very Good	Good	Fair	Poor	Total



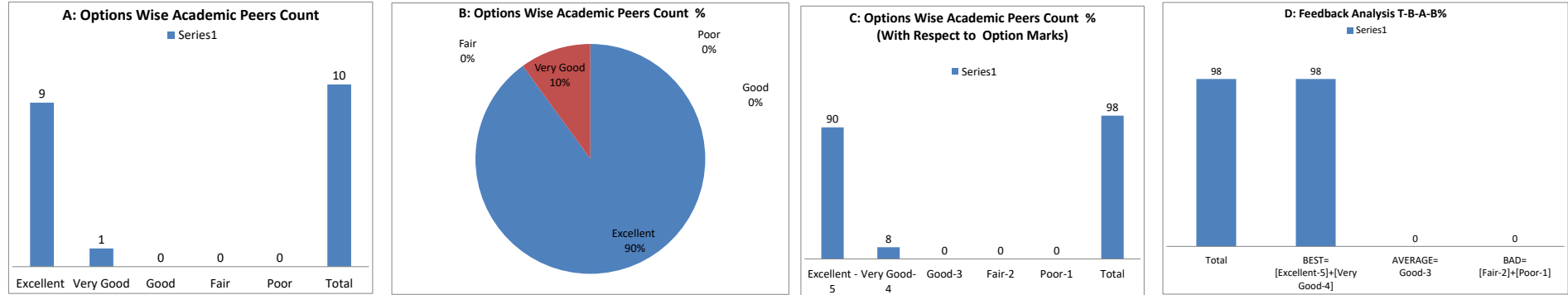
Q.No.9	How do you rate the relevance of the Text Books and reference books by their International recognition to the Courses?					
OPTIONS	A	B	C	D	E	Academic Peers
	Excellent	Very Good	Good	Average	Poor	
RESULT	10	0	0	0	0	10
	Excellent	Very Good	Good	Fair	Poor	Total



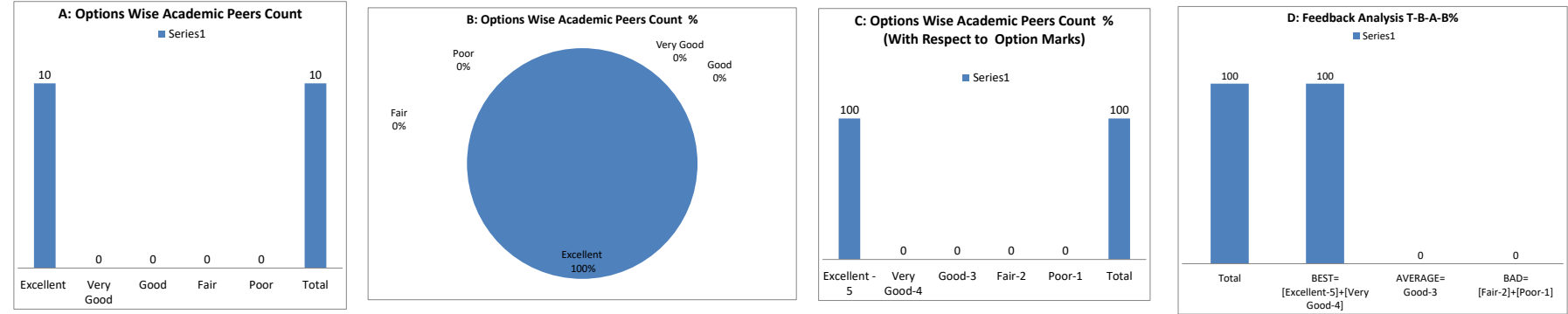
Q.NO.10	How do you rate the sequence of the Courses that you have studied are in sequence to what you have studied in the previous semester?					
OPTIONS	A	B	C	D	E	Academic Peers
	Excellent	Very Good	Good	Average	Poor	
RESULT	7	2	1	0	0	10
	Excellent	Very Good	Good	Fair	Poor	Total



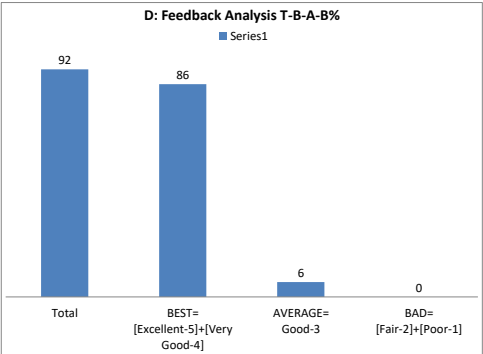
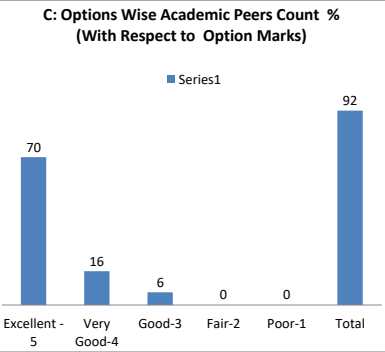
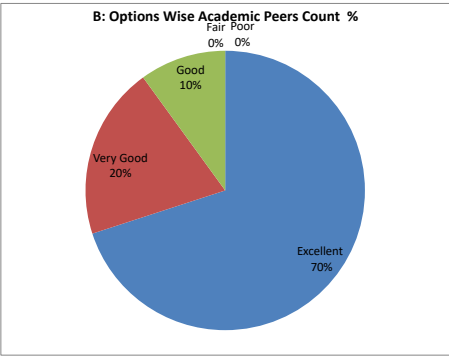
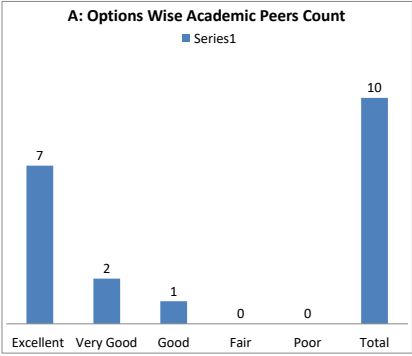
Q.NO.11	Rate the Size of syllabus in terms of the load on the student					
OPTIONS	A	B	C	D	E	Academic Peers
	Excellent	Very Good	Good	Average	Poor	
RESULT	9	1	0	0	0	10
	Excellent	Very Good	Good	Fair	Poor	Total



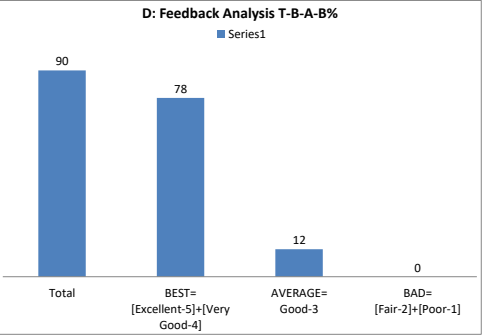
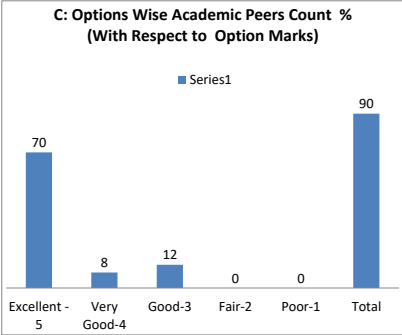
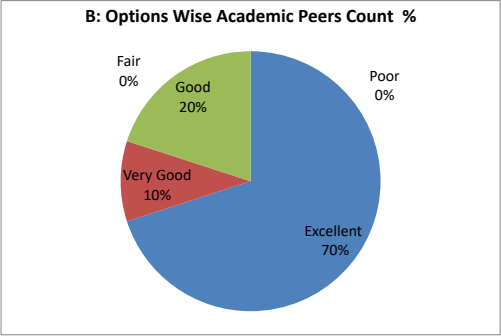
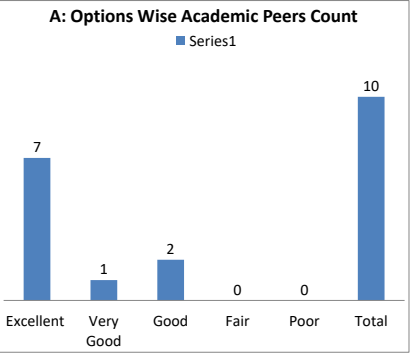
Q.NO.12	Rate the courses in terms of extra learning or self learning considering the design of the courses					
OPTIONS	A	B	C	D	E	Academic Peers
	Excellent	Very Good	Good	Average	Poor	
RESULT	10	0	0	0	0	10
	Excellent	Very Good	Good	Fair	Poor	Total



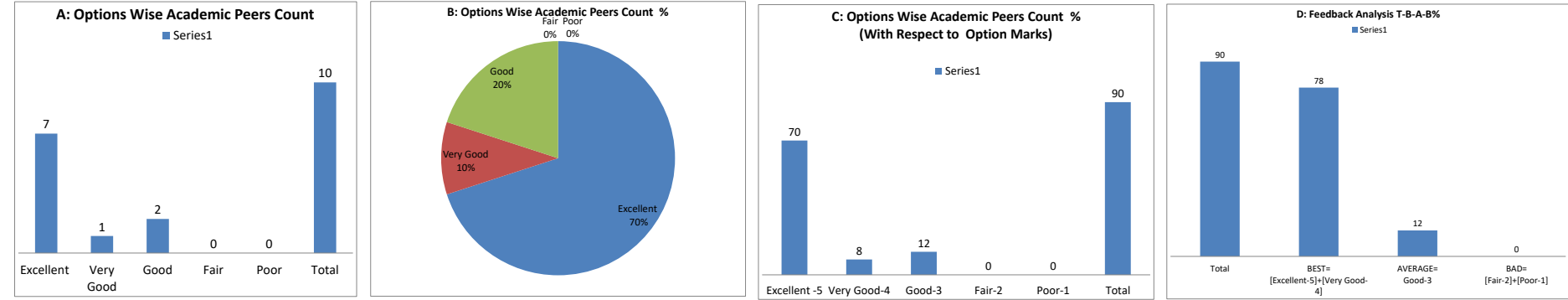
Q.NO.13	Rate the courses in terms of sequence of offering considering whether the preceding courses have been covered.					
OPTIONS	A	B	C	D	E	Academic Peers
	Excellent	Very Good	Good	Average	Poor	
RESULT	7	2	1	0	0	10
	Excellent	Very Good	Good	Fair	Poor	Total



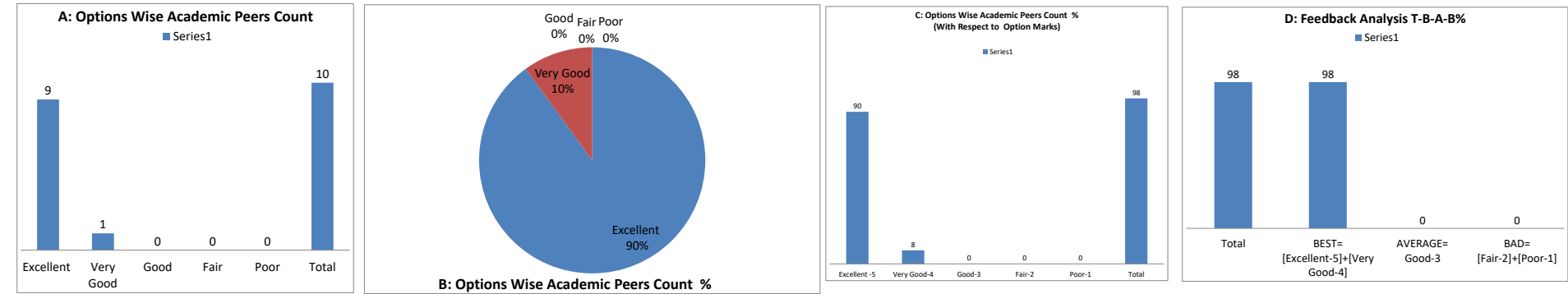
Q.NO.14	How do you Rate the loading of the courses in a semester?					
OPTIONS	A	B	C	D	E	Academic Peers
	Excellent	Very Good	Good	Average	Poor	
RESULT	7	1	2	0	0	10
	Excellent	Very Good	Good	Fair	Poor	Total



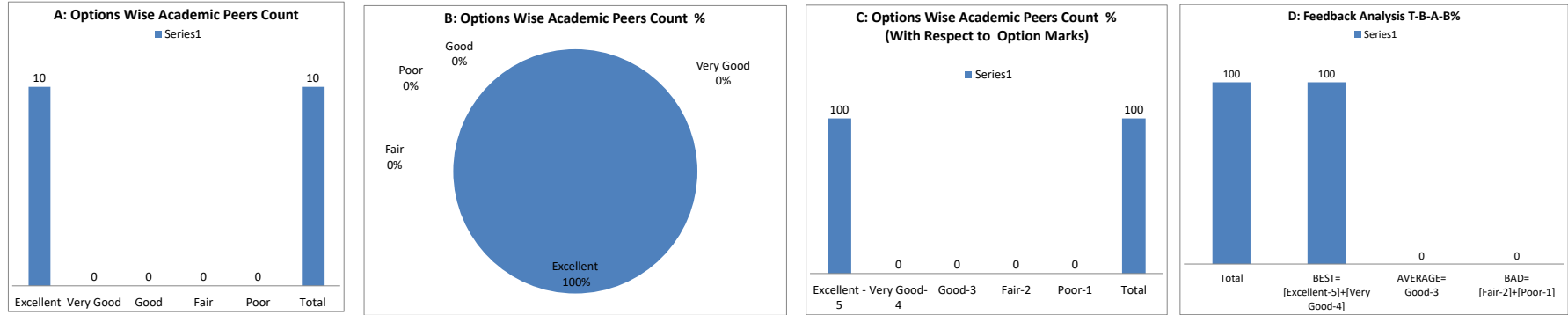
Q.NO.15	How do you rate the evaluation scheme designed for each of the course?					
OPTIONS	A	B	C	D	E	Academic Peers
	Excellent	Very Good	Good	Average	Poor	
RESULT	7	1	2	0	0	10
	Excellent	Very Good	Good	Fair	Poor	Total



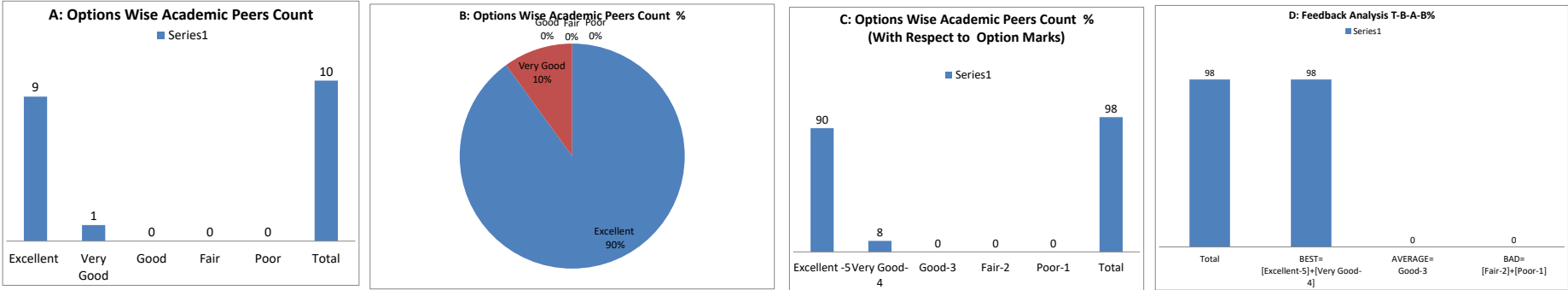
Q.NO.16	How do you rate the objectives stated for each of the course?					
OPTIONS	A	B	C	D	E	Academic Peers
	Excellent	Very Good	Good	Average	Poor	
RESULT	9	1	0	0	0	10
	Excellent	Very Good	Good	Fair	Poor	Total



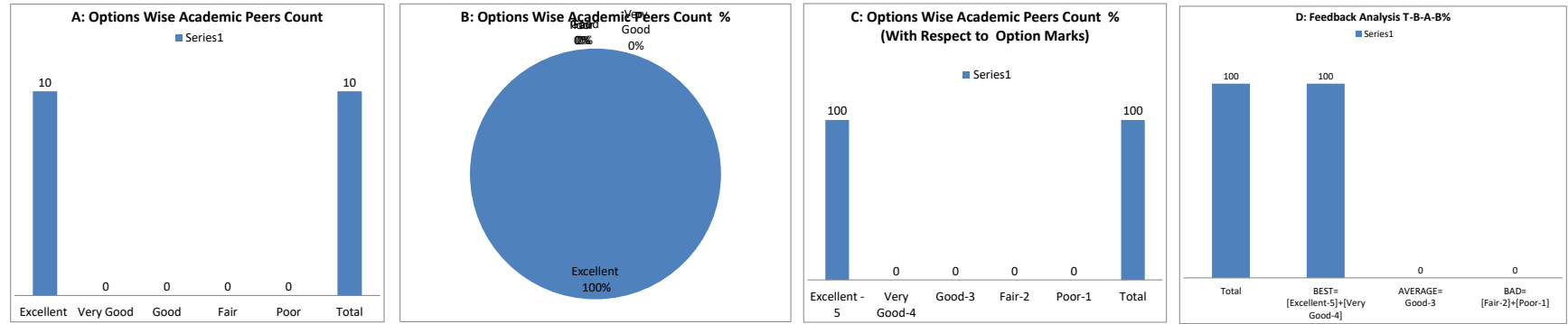
Q.NO.17	How do you rate competencies expected out of the course?					
OPTIONS	A	B	C	D	E	Academic Peers
	Excellent	Very Good	Good	Average	Poor	
RESULT	10	0	0	0	0	10
	Excellent	Very Good	Good	Fair	Poor	Total



Q.NO.18	How do you rate the composition of the courses in terms of Basic science, Engineering science, Humanities, Discipline core, discipline elective, open elective, project etc.?					
OPTIONS	A	B	C	D	E	Academic Peers
	Excellent	Very Good	Good	Average	Poor	
RESULT	9	1	0	0	0	10
	Excellent	Very Good	Good	Fair	Poor	Total



Q.NO.19	How do you rate the percentage of courses having LAB components?					
OPTIONS	A	B	C	D	E	Academic Peers
	Excellent	Very Good	Good	Average	Poor	
RESULT	10	0	0	0	0	10
	Excellent	Very Good	Good	Fair	Poor	Total



Q.NO.20	How do you rate the domain used for designing the experiments for the LAB components?					
OPTIONS	A	B	C	D	E	Academic Peers
	Excellent	Very Good	Good	Average	Poor	
RESULT	8	1	1	0	0	10
	Excellent	Very Good	Good	Fair	Poor	Total

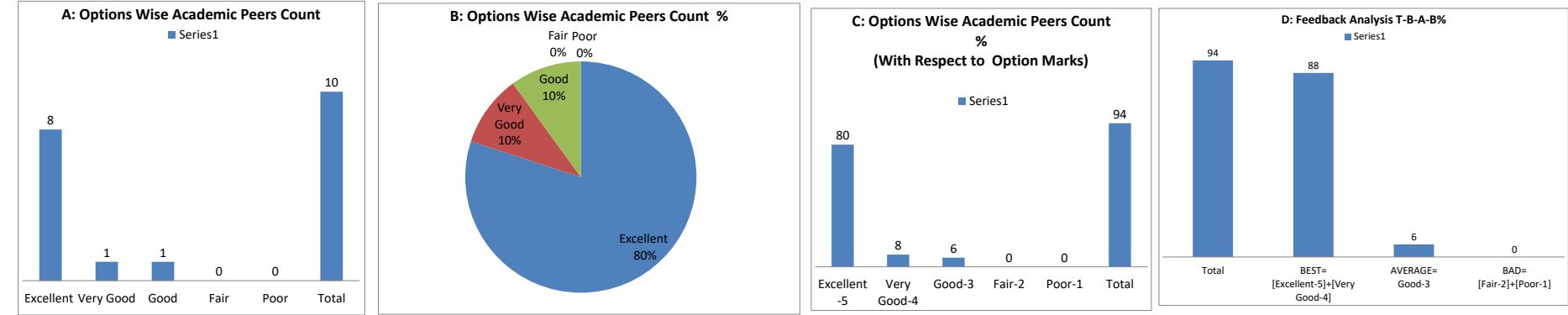




Fig-5: Total Questions Option wise Academic Peers Average Count

Option	Count
A	45
B	10
C	10
D	0
E	45

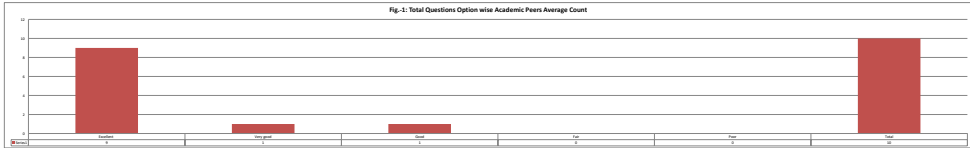


Fig-2: Total Questions Option wise Academic Peers Average Percentage

Option	Percentage
Option A	70%
Option B	20%
Option C	7%
Option D	3%

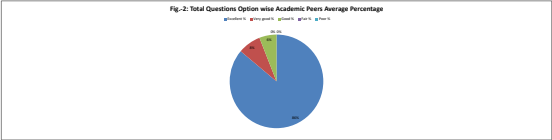
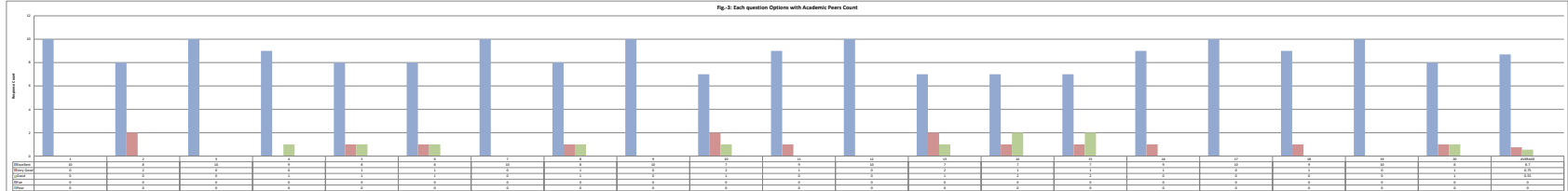


Fig. 3: Each question Options with Academic Peers Count



**Fig. 6. Each question Options With Academic Peers Count Percentage**

Question	Option A (%)	Option B (%)	Option C (%)	Option D (%)
Q1	100	0	0	0
Q2	80	20	0	0
Q3	100	0	0	0
Q4	90	0	10	0
Q5	80	10	10	0
Q6	80	10	10	0
Q7	100	0	0	0
Q8	80	10	10	0
Q9	100	0	0	0
Q10	70	20	10	0
Q11	90	10	0	0
Q12	100	0	0	0
Q13	70	20	10	0
Q14	70	10	20	0
Q15	70	10	20	0
Q16	90	10	0	0
Q17	100	0	0	0
Q18	90	10	0	0
Q19	100	0	0	0
Q20	80	10	10	0

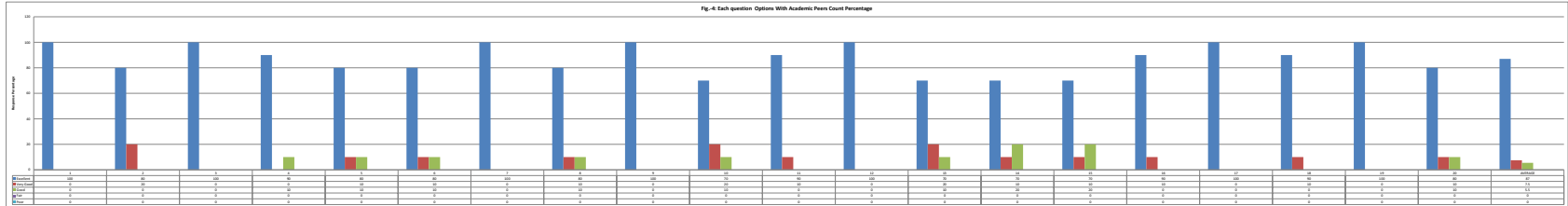
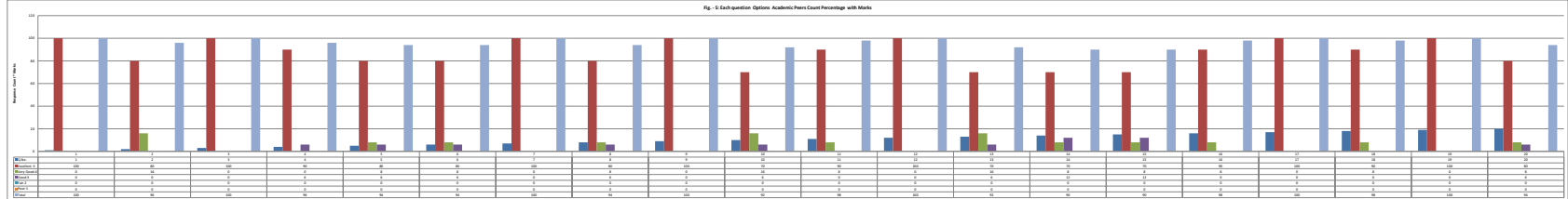
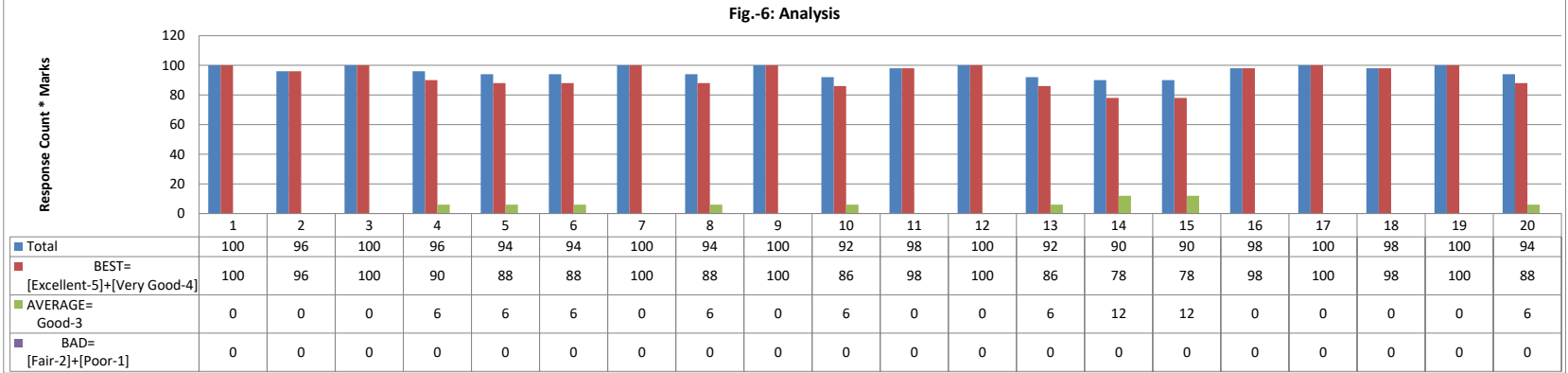


Fig. 5: Each question: Options: Academic Pers Count Percentage with Marks

Question	Option	Academic Pers Count Percentage (%)	Other Pers Count Percentage (%)
Q1	1	100	0
	2	0	100
Q2	1	75	25
	2	0	100
Q3	1	100	0
	2	0	100
Q4	1	75	25
	2	0	100
Q5	1	75	25
	2	0	100
Q6	1	75	25
	2	0	100
Q7	1	75	25
	2	0	100
Q8	1	75	25
	2	0	100
Q9	1	75	25
	2	0	100
Q10	1	75	25
	2	0	100
Q11	1	75	25
	2	0	100
Q12	1	75	25
	2	0	100
Q13	1	75	25
	2	0	100
Q14	1	75	25
	2	0	100
Q15	1	75	25
	2	0	100
Q16	1	75	25
	2	0	100
Q17	1	75	25
	2	0	100
Q18	1	75	25
	2	0	100
Q19	1	75	25
	2	0	100
Q20	1	75	25
	2	0	100

[illegible]

**Department of COMPUTER SCIENCE AND APPLICATIONS**  
**Koneru Lakshmaiah Education Foundation**  
**(K L Deemed to be University)**

**Alumni Feedback on Curriculum Analysis Report**  
**Academic Year: 2023-2024**  
**Semester - EVEN**

**PART - A**

Q.No.	Excellent	Very Good	Good	Fair	Poor	Total
1	13	6	1	0	0	20
2	16	4	0	0	0	20
3	15	3	2	0	0	20
4	16	1	3	0	0	20
5	17	1	2	0	0	20
6	16	2	2	0	0	20
7	12	6	2	0	0	20
8	14	4	4	0	0	22
9	16	1	3	0	0	20
10	11	4	5	0	0	20
AVERAGE	14.6	3.2	2.4	0	0	20

**Feedback Average Out of 5 Scale**

**4.65**

## PART - B

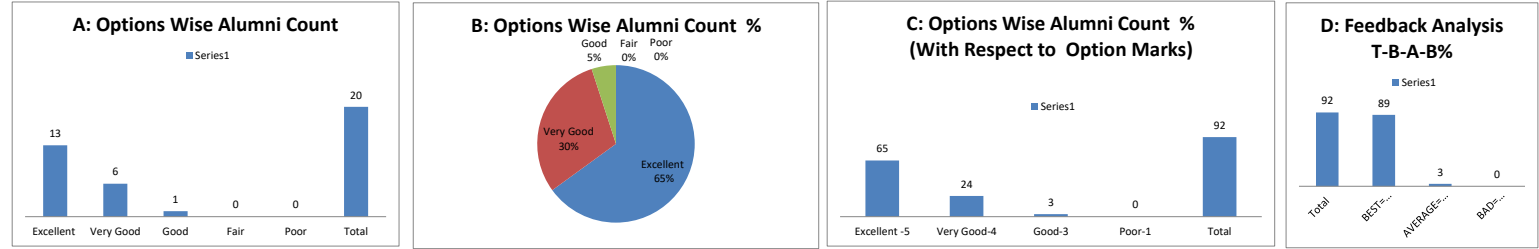
### Questions and Options

Each Question Feedback Average out of 5 Scale						
Q.NO.1	How do you rate relevance of the courses in relation to the program?					4.6
OPTIONS	Excellent	Very Good	Good	Average	Poor	
Q.NO.2	How do you rate the sequence of the courses included into the programs?					4.8
OPTIONS	Excellent	Very Good	Good	Average	Poor	
Q.NO.3	How do you rate the competencies in relation to the course content?					4.65
OPTIONS	Excellent	Very Good	Good	Average	Poor	
Q.NO.4	How do rate the sequence of the topics in the units?					4.65
OPTIONS	Excellent	Very Good	Good	Average	Poor	
Q.NO.5	Rate the offering of the in relation to the specialization streams?					4.75
OPTIONS	Excellent	Very Good	Good	Average	Poor	
Q.NO.6	How do you rate the offering of the electives in relation to the Technological advancements?					4.7
OPTIONS	Excellent	Very Good	Good	Average	Poor	
Q.NO.7	How do you rate the courses which are skills related suiting to the Industry included into the programs?					4.5
OPTIONS	Excellent	Very Good	Good	Average	Poor	
Q.NO.8	How do you rate the domain used for designing the experiments in terms of the suitability of the Tools to the domain?					4.46
OPTIONS	Excellent	Very Good	Good	Average	Poor	
Q.No.9	How do you rate the experiments in terms of their relevance to the real life application?					4.65
OPTIONS	Excellent	Very Good	Good	Average	Poor	
Q.NO.10	How do you rate the courses that you have leant in relation to your current Job					4.3
OPTIONS	Excellent	Very Good	Good	Average	Poor	

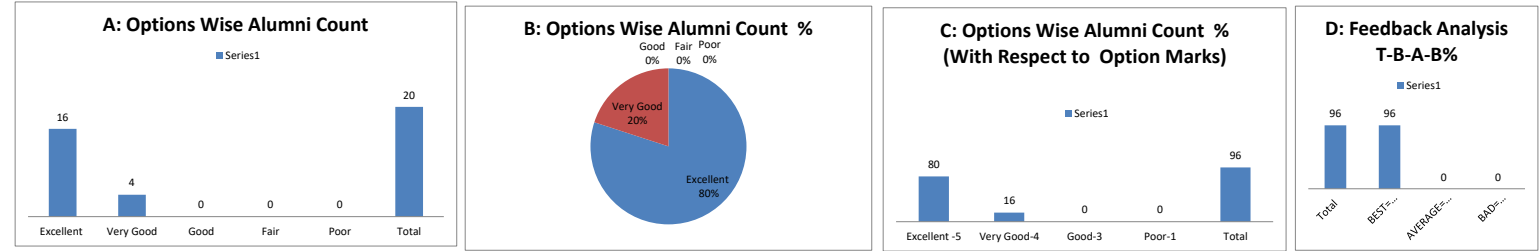
PART - C

Question Wise Analysis

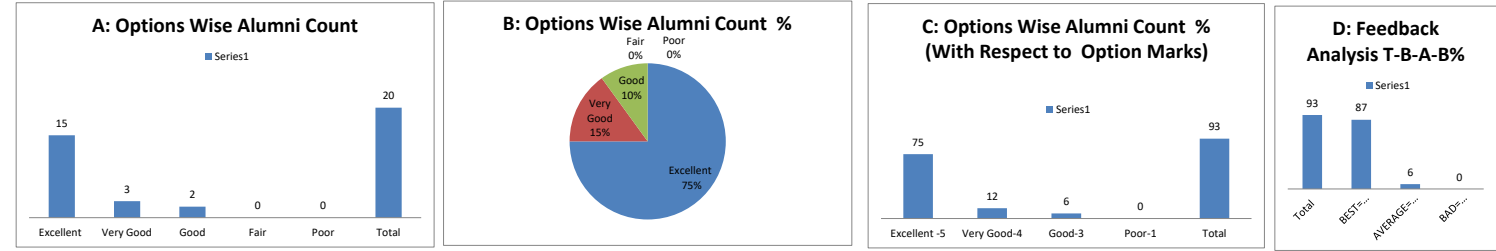
Q.NO.1	How do you rate relevance of the courses in relation to the program?					
OPTIONS	A	B	C	D	E	Alumni
	Excellent	Very Good	Good	Average	Poor	
RESULT	13	6	1	0	0	20
	Excellent	Very Good	Good	Fair	Poor	Total



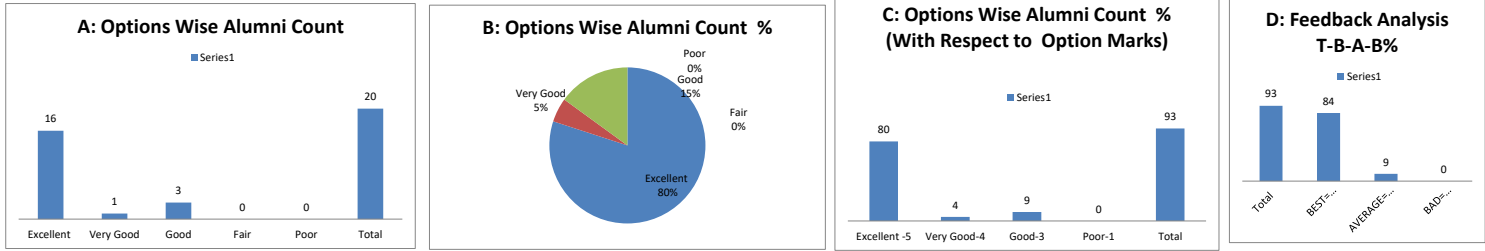
Q.NO.2	How do you rate the sequence of the courses included into the programs?					
OPTIONS	A	B	C	D	E	Alumni
	Excellent	Very Good	Good	Average	Poor	
RESULT	16	4	0	0	0	20
	Excellent	Very Good	Good	Fair	Poor	Total



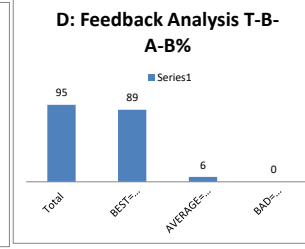
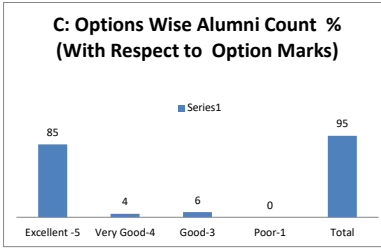
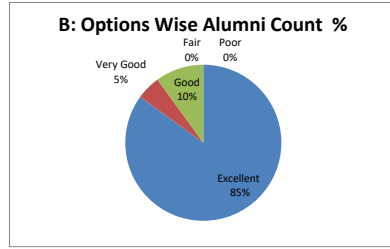
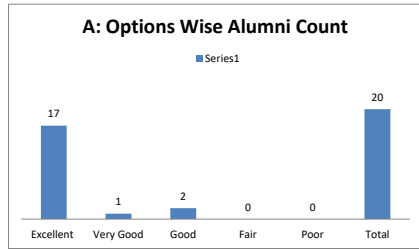
Q.NO.3	How do you rate the competencies in relation to the course content?					
OPTIONS	A	B	C	D	E	Alumini
	Excellent	Very Good	Good	Average	Poor	
RESULT	15	3	2	0	0	20
	Excellent	Very Good	Good	Fair	Poor	Total



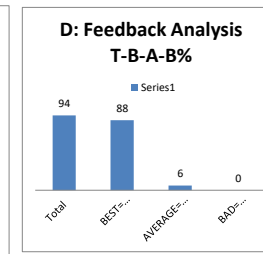
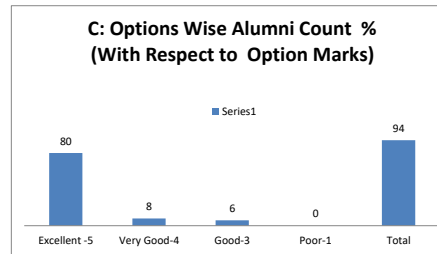
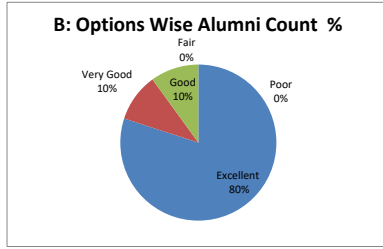
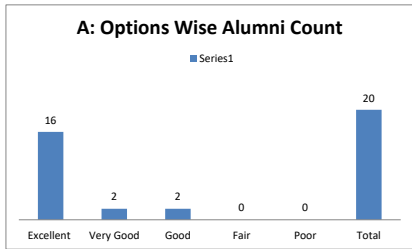
Q.NO.4	How do rate the sequence of the topics in the units?					
OPTIONS	A	B	C	D	E	Alumini
	Excellent	Very Good	Good	Average	Poor	
RESULT	16	1	3	0	0	20
	Excellent	Very Good	Good	Fair	Poor	Total



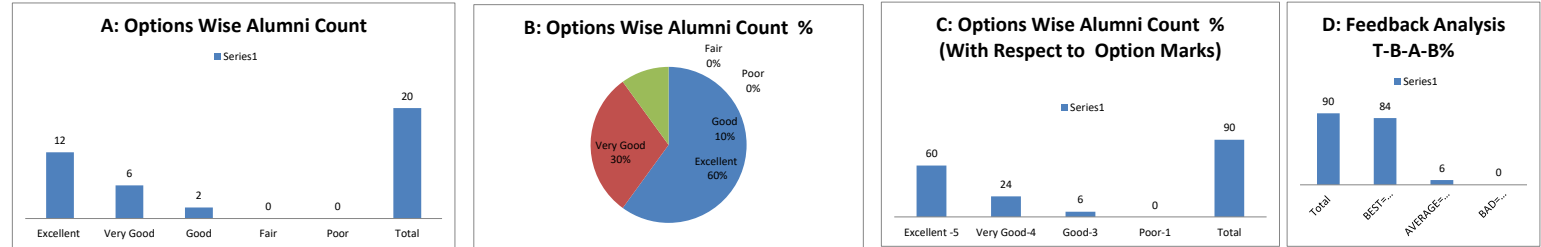
Q.NO.5	Rate the offering of the in relation to the specialization streams?					
OPTIONS	A	B	C	D	E	Alumini
	Excellent	Very Good	Good	Average	Poor	
RESULT	17	1	2	0	0	20
	Excellent	Very Good	Good	Fair	Poor	Total



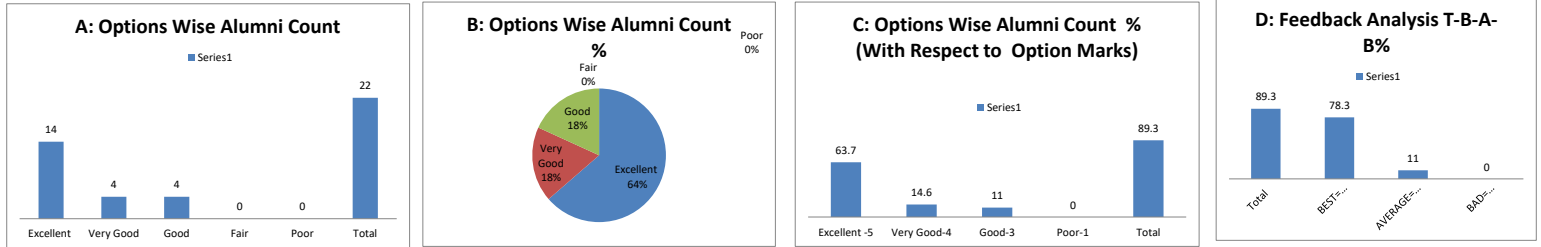
Q.NO.6	How do you rate the offering of the electives in relation to the Technological advancements?					
OPTIONS	A	B	C	D	E	Alumini
	Excellent	Very Good	Good	Average	Poor	
RESULT	16	2	2	0	0	20
	Excellent	Very Good	Good	Fair	Poor	Total



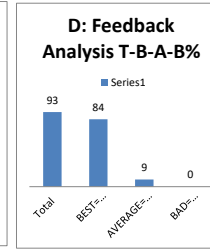
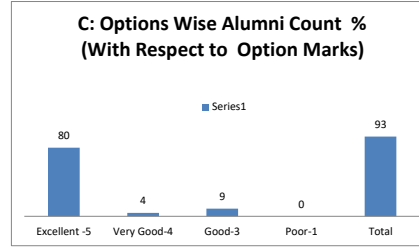
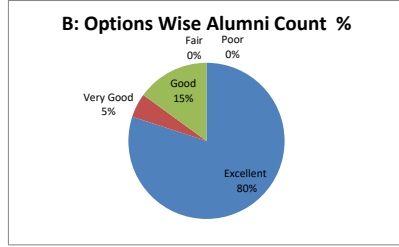
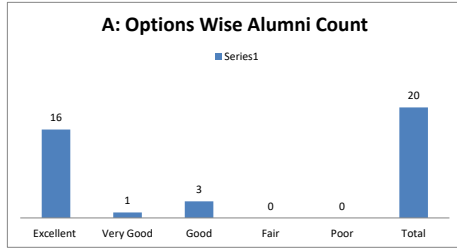
Q.NO.7	How do you rate the courses which are skills related suiting to the Industry included into the programs?					
OPTIONS	A	B	C	D	E	Alumini
	Excellent	Very Good	Good	Average	Poor	
RESULT	12	6	2	0	0	20
	Excellent	Very Good	Good	Fair	Poor	Total



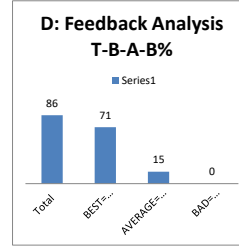
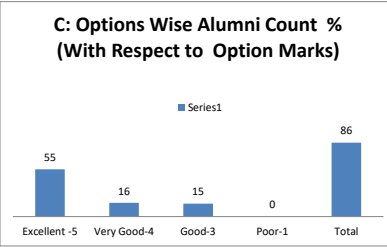
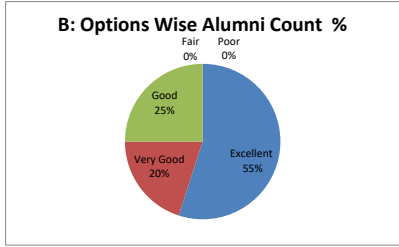
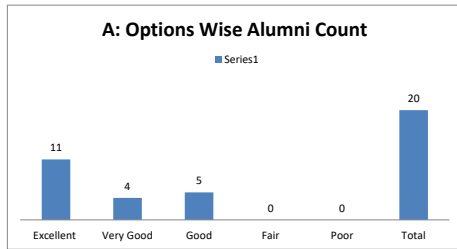
Q.NO.8	How do you rate the domain used for designing the experiments in terms of the suitability of the Tools to the domain?					
OPTIONS	A	B	C	D	E	Alumini
	Excellent	Very Good	Good	Average	Poor	
RESULT	14	4	4	0	0	22
	Excellent	Very Good	Good	Fair	Poor	Total



Q.No.9	How do you rate the experiments in terms of their relevance to the real life application?					
OPTIONS	A	B	C	D	E	Alumni
	Excellent	Very Good	Good	Average	Poor	
RESULT	16	1	3	0	0	20
	Excellent	Very Good	Good	Fair	Poor	Total



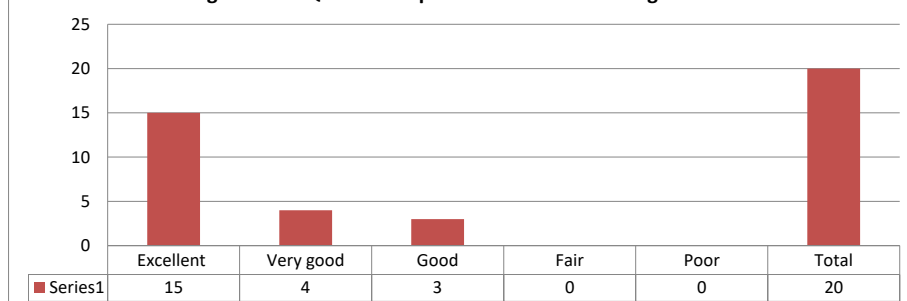
Q.NO.10	How do you rate the courses that you have learnt in relation to your current Job					
OPTIONS	A	B	C	D	E	Alumni
	Excellent	Very Good	Good	Average	Poor	
RESULT	11	4	5	0	0	20
	Excellent	Very Good	Good	Fair	Poor	Total



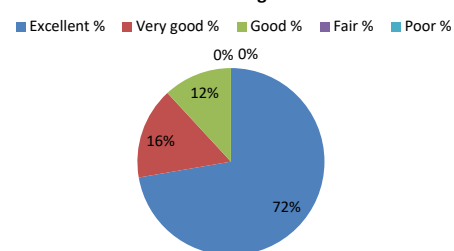


## Alumni Feedback on Curriculum Analysis Overall Analysis

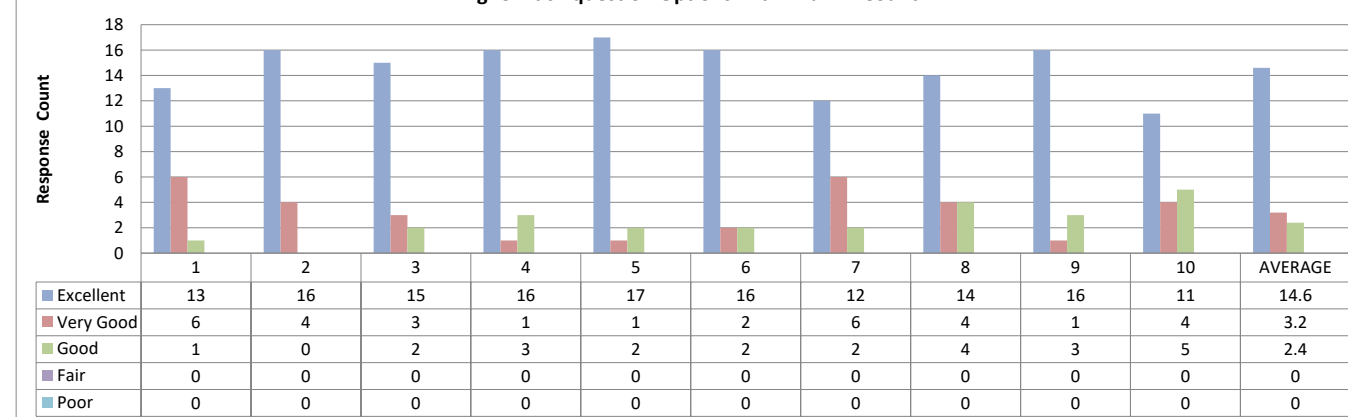
**Fig.-1: Total Questions Option wise Alumni Average Count**



**Fig.-2: Total Questions Option wise Alumni Average Percentage**



**Fig.-3: Each question Options with Alumni Count**



Response Percentage

[illegible]

Response Count \* Marks

	1	2	3	4	5	6	7	8	9	10
Excellent -5	65	80	75	80	85	80	60	63.7	80	55
Very Good-4	24	16	12	4	4	8	24	14.6	4	16
Good-3	3	0	6	9	6	6	6	11	9	15
Poor-1	0	0	0	0	0	0	0	0	0	0
Total	92	96	93	93	95	94	90	89.3	93	86

[illegible]

<p align="center"><b>Department of COMPUTER SCIENCE AND APPLICATIONS</b>  <b>Koneru Lakshmaiah Education Foundation</b>  <b>(K L Deemed to be University)</b></p>
<p align="center"><b>Industry Personnel Feedback on Curriculum Analysis Report</b>  <b>Academic Year: 2023-2024</b>  <b>Semester - EVEN</b></p>

**PART - A**

Q.No.	Excellent	Very Good	Good	Fair	Poor	Total
1	8	1	3	0	0	12
2	6	4	2	0	0	12
3	10	1	1	0	0	12
4	8	2	2	0	0	12
5	12	0	0	0	0	12
6	8	3	1	0	0	12
7	9	1	2	0	0	12
8	10	2	0	0	0	12
9	9	3	0	0	0	12
10	7	4	1	0	0	12
<b>AVERAGE</b>	<b>8.7</b>	<b>2.1</b>	<b>1.2</b>	<b>0</b>	<b>0</b>	<b>12</b>

Feedback Average Out of 5 Scale	4.63
---------------------------------	------

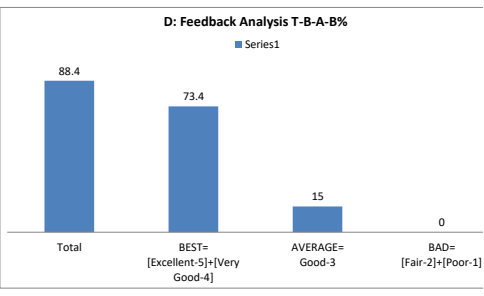
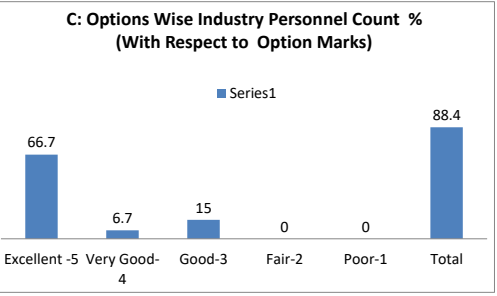
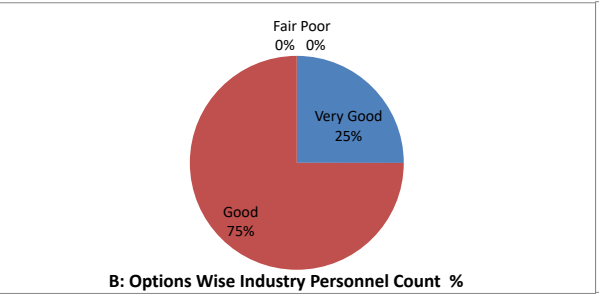
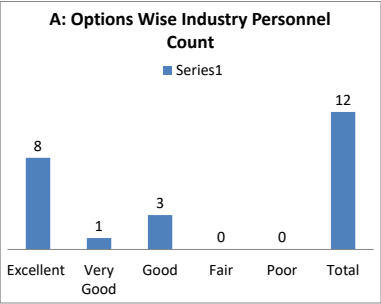
**PART - B**

**Questions and Options**

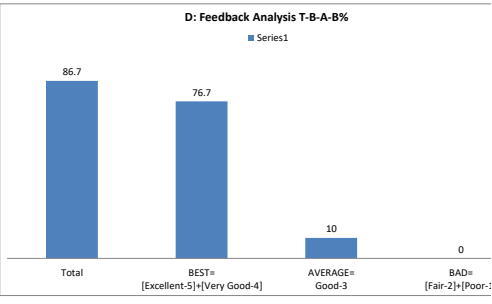
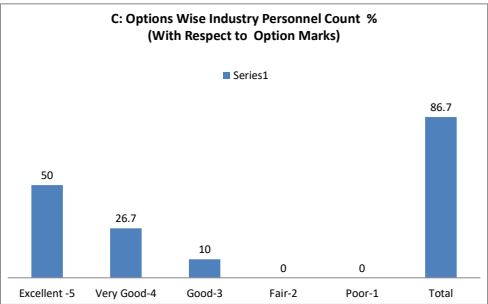
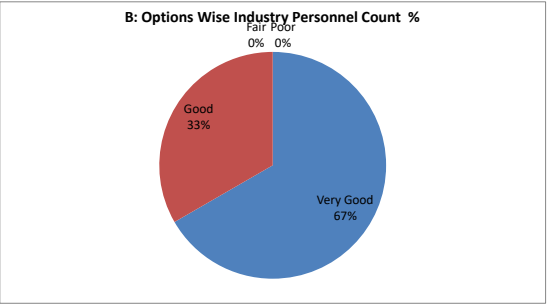
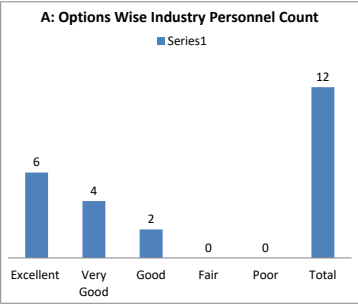
Each Question Feedback Average out of 5 Scale					
Q.NO.1	How do you rate relevance of the courses in relation to the program?				
OPTIONS	Excellent	Very Good	Good	Average	Poor
Q.NO.2	How do you rate the sufficiency of the courses related to industry that are included in the program?				
OPTIONS	Excellent	Very Good	Good	Average	Poor
Q.NO.3	How do you rate the competencies in relation to the course content?				
OPTIONS	Excellent	Very Good	Good	Average	Poor
Q.NO.4	How do you rate the sequence of the units in the syllabus?				
OPTIONS	Excellent	Very Good	Good	Average	Poor
Q.NO.5	How do you rate the relevance of the topics to the Industry?				
OPTIONS	Excellent	Very Good	Good	Average	Poor
Q.NO.6	Rate the offering of the in relation to the specialization streams?				
OPTIONS	Excellent	Very Good	Good	Average	Poor
Q.NO.7	How do you rate the offering of the electives in relation to the Technological advancements?				
OPTIONS	Excellent	Very Good	Good	Average	Poor
Q.NO.8	How do you rate the courses which are skills related suiting to the Industry included into the programs?				
OPTIONS	Excellent	Very Good	Good	Average	Poor
Q.No.9	How do you rate the applicability of the domains and the tools used for designing the experiments in terms of existing practices in the Industry?				
OPTIONS	Excellent	Very Good	Good	Average	Poor
Q.NO.10	How do you rate the experiments in terms of their relevance to the real life application?				
OPTIONS	Excellent	Very Good	Good	Average	Poor

Question Wise Analysis

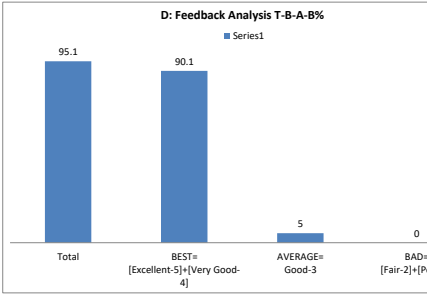
Q.NO.1	How do you rate relevance of the courses in relation to the program?					
OPTIONS	A	B	C	D	E	Industry Personnel
	Excellent	Very Good	Good	Average	Poor	
RESULT	8	1	3	0	0	12
	Excellent	Very Good	Good	Fair	Poor	Total



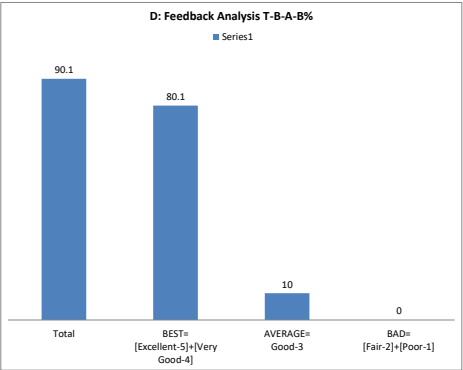
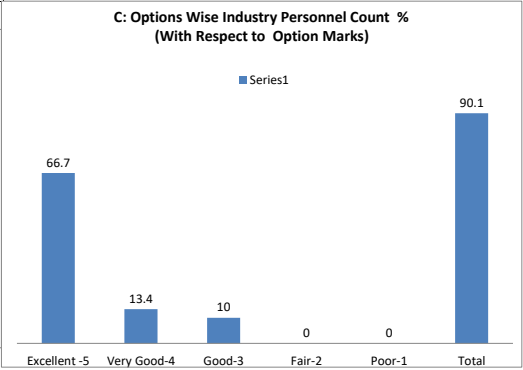
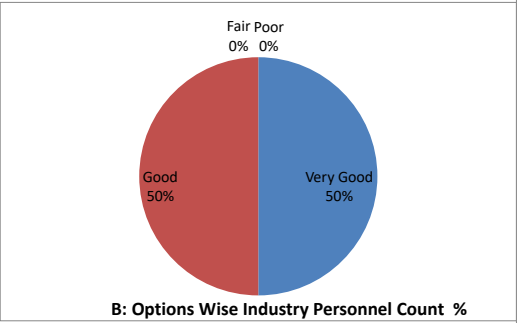
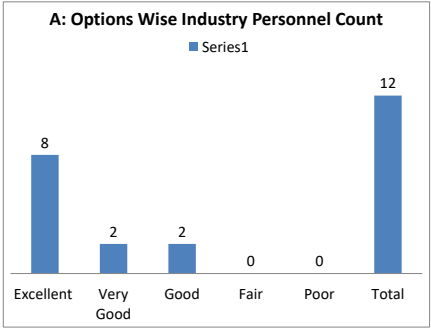
Q.NO.2	How do you rate the sufficiency of the courses related to industry that are included in the program?					
OPTIONS	A	B	C	D	E	Industry Personnel
	Excellent	Very Good	Good	Average	Poor	
RESULT	6	4	2	0	0	12
	Excellent	Very Good	Good	Fair	Poor	Total



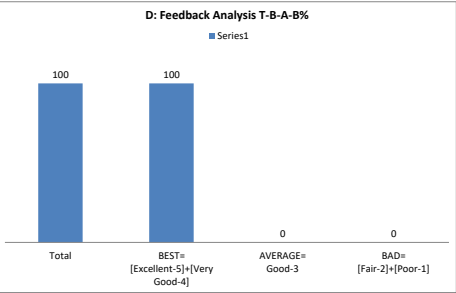
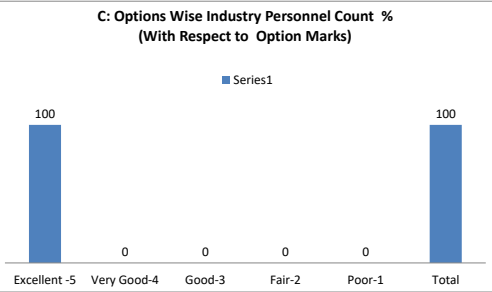
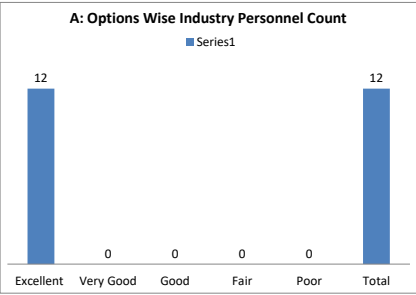
Q.NO.3	How do you rate the competencies in relation to the course content?					
OPTIONS	A	B	C	D	E	Industry Personnel
	Excellent	Very Good	Good	Average	Poor	
RESULT	10	1	1	0	0	12
	Excellent	Very Good	Good	Fair	Poor	Total



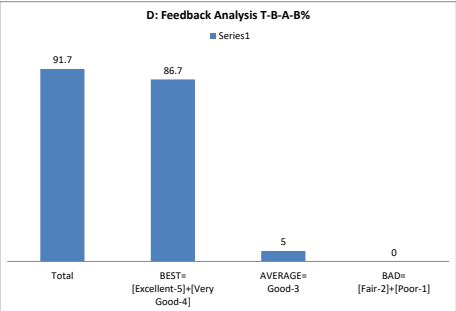
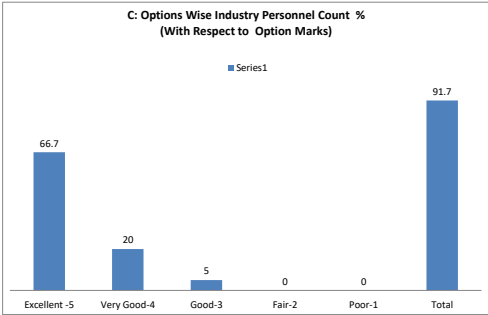
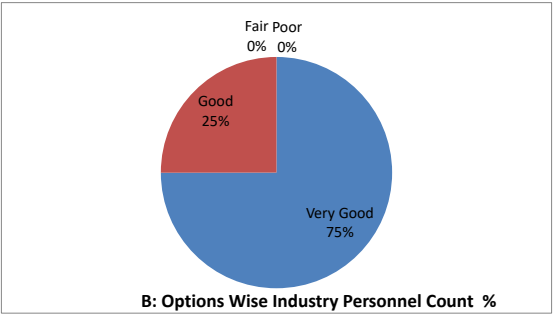
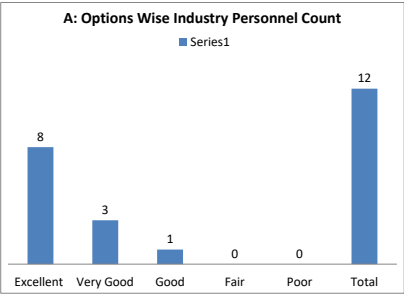
Q.NO.4	How do you rate the sequence of the units in the syllabus?					
OPTIONS	A	B	C	D	E	Industry Personnels
	Excellent	Very Good	Good	Average	Poor	
RESULT	8	2	2	0	0	12
	Excellent	Very Good	Good	Fair	Poor	Total



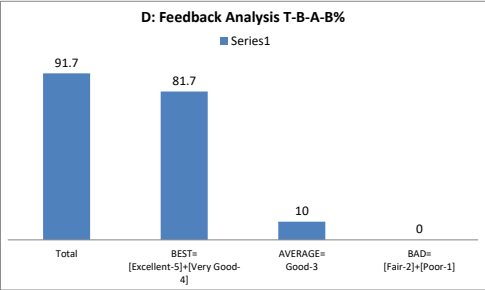
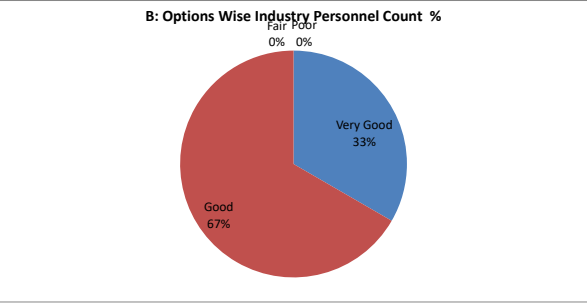
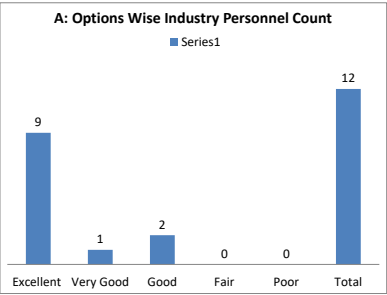
Q.NO.5	How do you rate the relevance of the topics to the Industry?					
OPTIONS	A	B	C	D	E	Industry Personnels
	Excellent	Very Good	Good	Average	Poor	
RESULT	12	0	0	0	0	12
	Excellent	Very Good	Good	Fair	Poor	Total



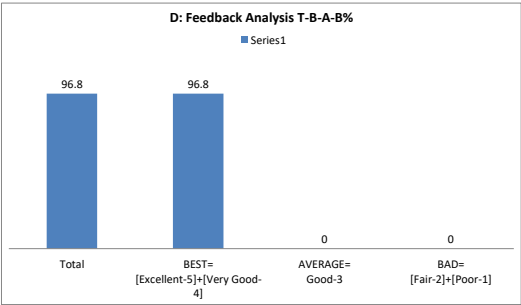
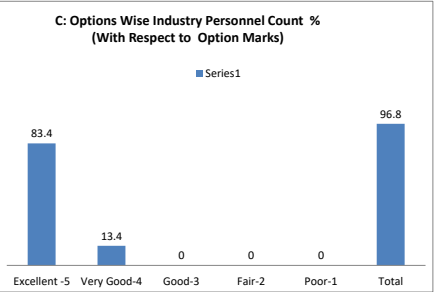
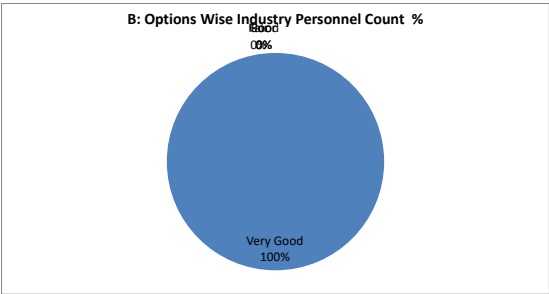
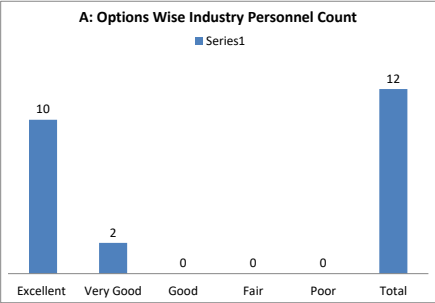
Q.NO.6	Rate the offering of the in relation to the specialization streams?					
OPTIONS	A	B	C	D	E	Industry Personnel
	Excellent	Very Good	Good	Average	Poor	
RESULT	8	3	1	0	0	12
	Excellent	Very Good	Good	Fair	Poor	Total



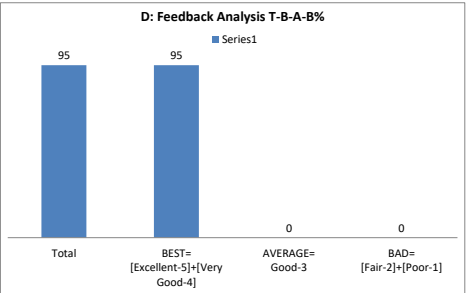
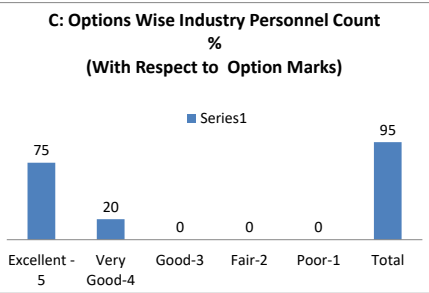
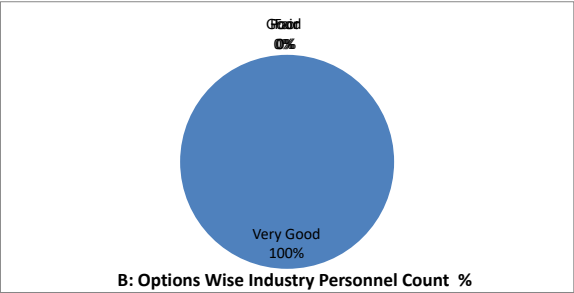
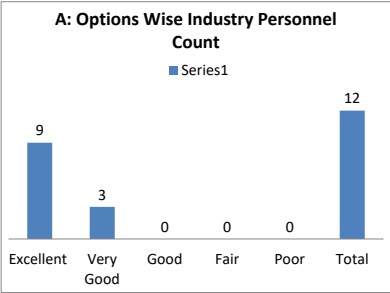
Q.NO.7	How do you rate the offering of the electives in relation to the Technological advancements?					
OPTIONS	A	B	C	D	E	Industry Personnel
	Excellent	Very Good	Good	Average	Poor	
RESULT	9	1	2	0	0	12
	Excellent	Very Good	Good	Fair	Poor	Total



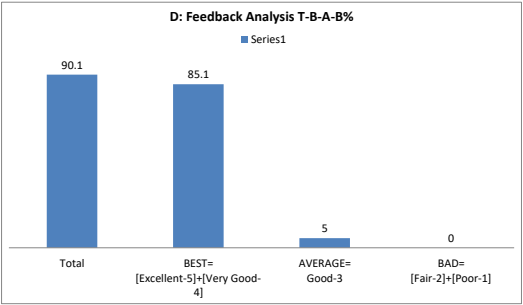
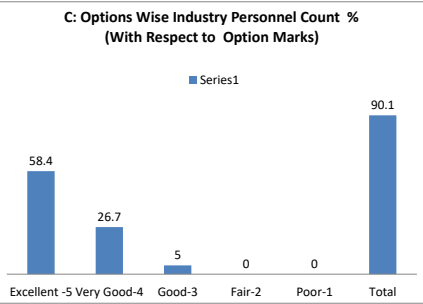
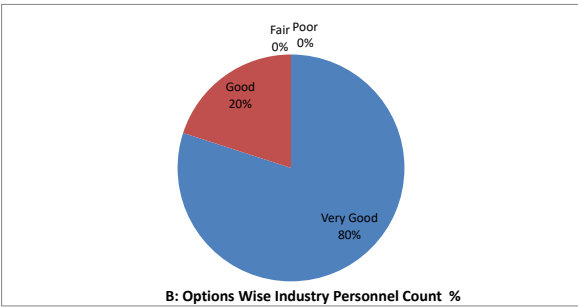
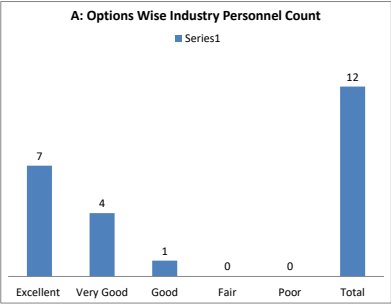
Q.NO.8	How do you rate the courses which are skills related suiting to the Industry included into the programs?					
OPTIONS	A	B	C	D	E	Industry Personnel
	Excellent	Very Good	Good	Average	Poor	
RESULT	10	2	0	0	0	12
	Excellent	Very Good	Good	Fair	Poor	Total



Q.No.9	How do you rate the applicability of the domains and the tools used for designing the experiments in terms of existing practices in the Industry?					
OPTIONS	A	B	C	D	E	Industry Personnel
	Excellent	Very Good	Good	Average	Poor	
RESULT	9	3	0	0	0	12
	Excellent	Very Good	Good	Fair	Poor	Total



Q.NO.10	How do you rate the experiments in terms of their relevance to the real life application?					
OPTIONS	A	B	C	D	E	Industry Personnel
	Excellent	Very Good	Good	Average	Poor	
RESULT	7	4	1	0	0	12
	Excellent	Very Good	Good	Fair	Poor	Total





Industry Personnel Feedback on Curriculum Analysis Overall Analysis

Fig.-1: Total Questions Option wise Industry Personnel Average Count

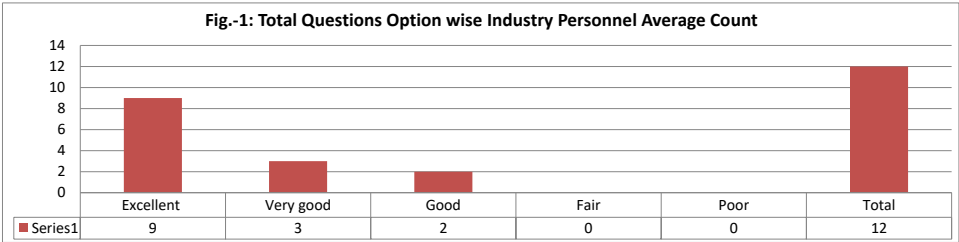


Fig.-2: Total Questions Option wise Industry Personnel Average Percentage

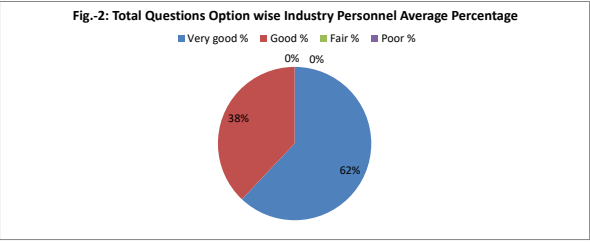


Fig.-3: Each question Options with Industry Personnel Count

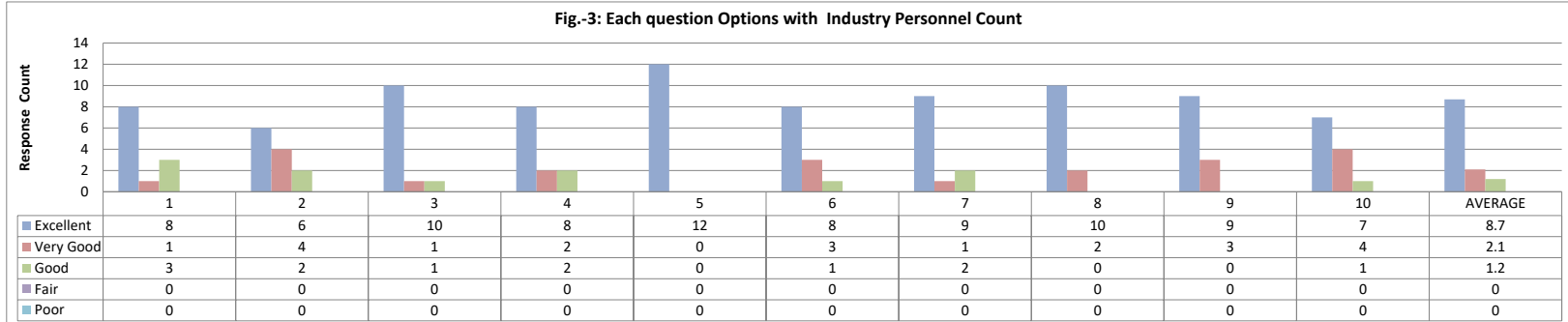
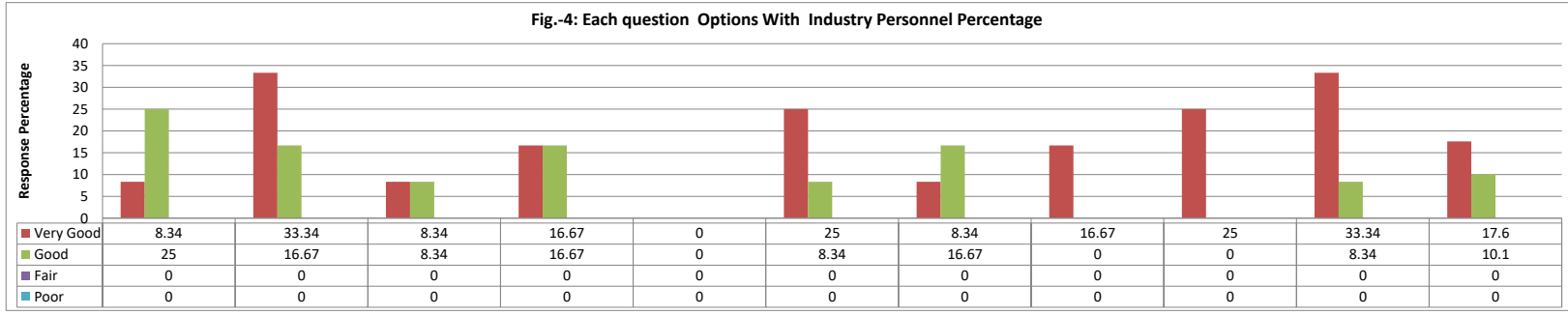


Fig.-4: Each question Options With Industry Personnel Percentage



**Fig. - 5: Each question Options Industry Personnel Percentage with Marks**

Q.No.	1	2	3	4	5	6	7	8	9	10
Excellent - 5	66.7	50	83.4	66.7	100	66.7	75	83.4	75	58.4
Very Good-4	6.7	26.7	6.7	13.4	0	20	6.7	13.4	20	26.7
Good-3	15	10	5	10	0	5	10	0	0	5
Fair-2	0	0	0	0	0	0	0	0	0	0
Poor-1	0	0	0	0	0	0	0	0	0	0
Total	88.4	86.7	95.1	90.1	100	91.7	91.7	96.8	95	90.1

